

Communications Regulatory Authority
State of Qatar

هيئة تنظيم
الاتصالات
دولة قطر

TELECOMMUNICATIONS MARKET - QATAR

No. 1 & 2 / 2022

Regulation & Competition Affairs - Market Data Study section

Based on data as of Q2 2022

+5.74

-58.93

-0.00

+4.58

201.55

097.95

+9.42

0.00

26,717.43

7,534.44

198.45

CONTENT


- INTRODUCTION, DISCLAIMER & SECTOR SNAPSHOT
- SECTOR STATISTICS
- FINANCIAL INFORMATION
- DEFINITIONS
- ABBREVIATIONS

INTRODUCTION & DISCLAIMER

The Telecommunications Report Qatar is intended to provide a regular monitoring system about the main telecom market indicators. The purpose of the document is to show trends, evolutions, as well as to provide guidance to interested stakeholders for further elaborations and analyses.

Data are collected and elaborated by CRA based on Service Providers' regulatory reporting. CRA has no responsibility regarding the accuracy of data. All data are gathered, elaborated and displayed according to ITU definitions; a relevant list of definitions may be found in the annex. In some cases, Service Providers may elaborate data in their financial statements according to different definitions. As a result, some figures reported in the charts may differ from Service Providers' financial statements. Totals may not add due to rounding.

This Report is not a binding legal document and also does not contain legal, commercial, financial, technical or other advise.



SECTOR SNAPSHOT AS OF Q2 2022



2.7 MILLION
Qatar Population



10.5 BILLION
Telecom Sector Revenue 2021
(QAR)



1.2 BILLION
Retail Telecom Sector
Investments 2021 (QAR)

FIXED SNAPSHOT Q2 2022

VOICE & BROADBAND



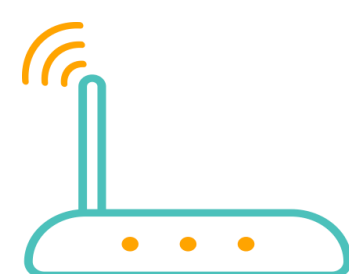
0.5 MILLION
Voice Subscriptions



99 %
Fiber Population
Coverage



88 %
Broadband Fiber
subscriptions



0.3 MILLION
Broadband Subscriptions



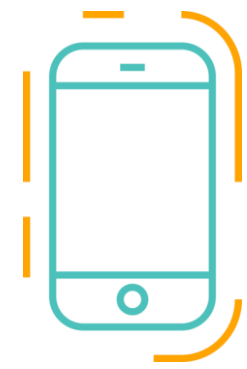
95 %
Subscriptions
Above 30 Mbps

68 TH GLOBALLY

ITU Price Baskets 2021
Affordability Index Fixed
Broadband Basket

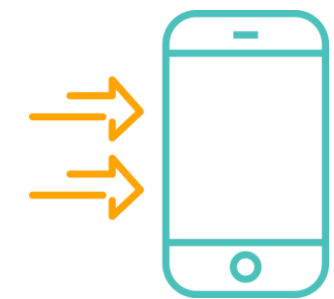
MOBILE SNAPSHOT Q2 2022

VOICE



4.4 MILLION

Subscriptions



166 %

Population Penetration



141 MINUTES

National Per Subscription Per Month

DATA



4.4 MILLION

Subscriptions



165 %

Population Penetration



11.6 GB

Per Subscription Per Month



95.7 %

5G Population Coverage



99.8 %

4G Population Coverage

10TH GLOBALLY
ITU Price Basket 2021 Affordability
Index
Mobile Data & Voice
High Consumption Basket

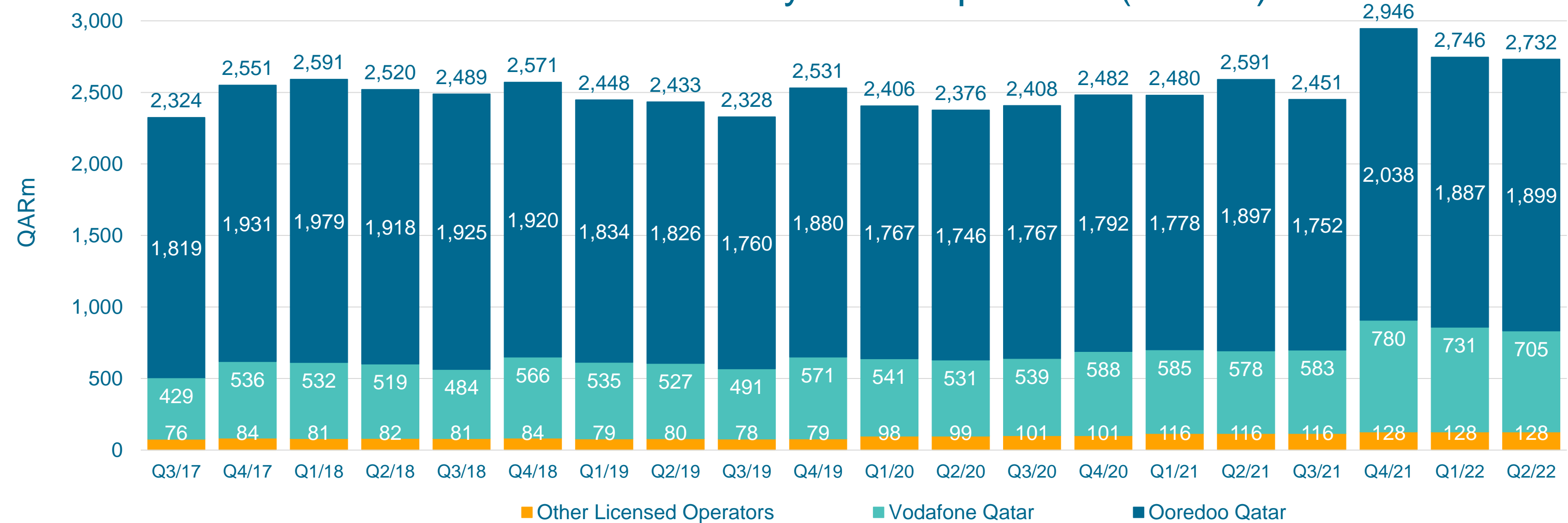
SECTOR STATISTICS

Key indicators

TOTAL SECTOR REVENUE BY SP

Total sector revenue has been in the region of QAR 2.7 billion per quarter.

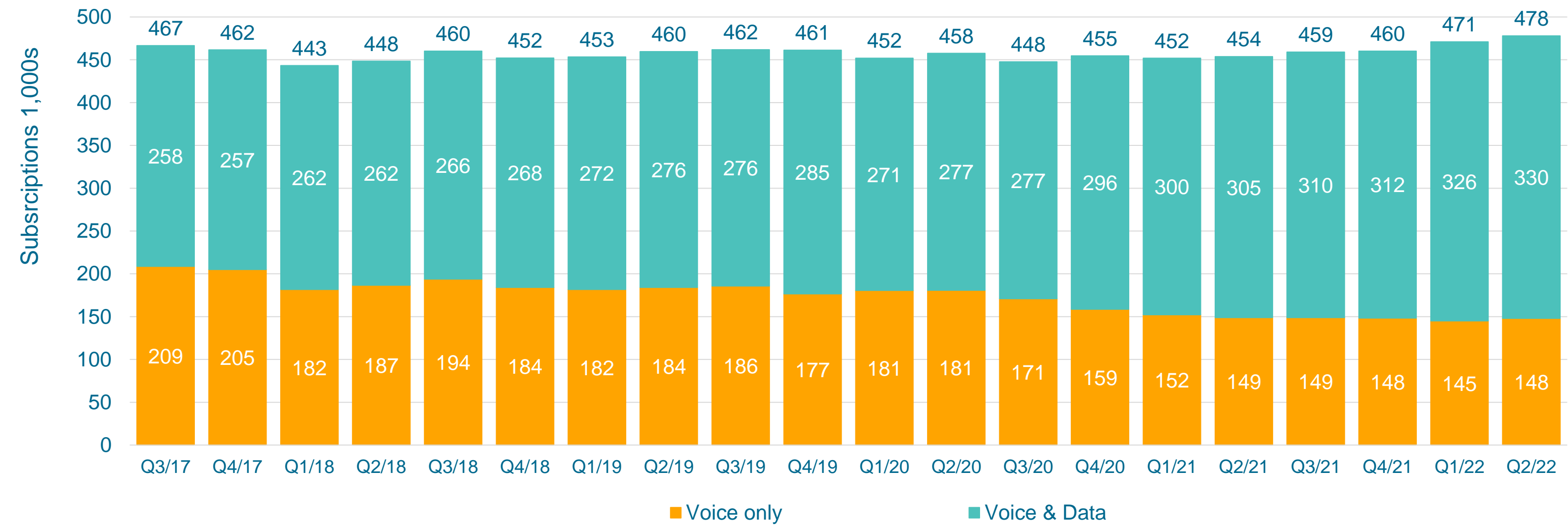
Total telecom revenue by service provider (QARm)



FIXED VOICE AND BROADBAND

The total number of fixed subscriptions is quite stable.
Subscriptions for voice and data are increasing.

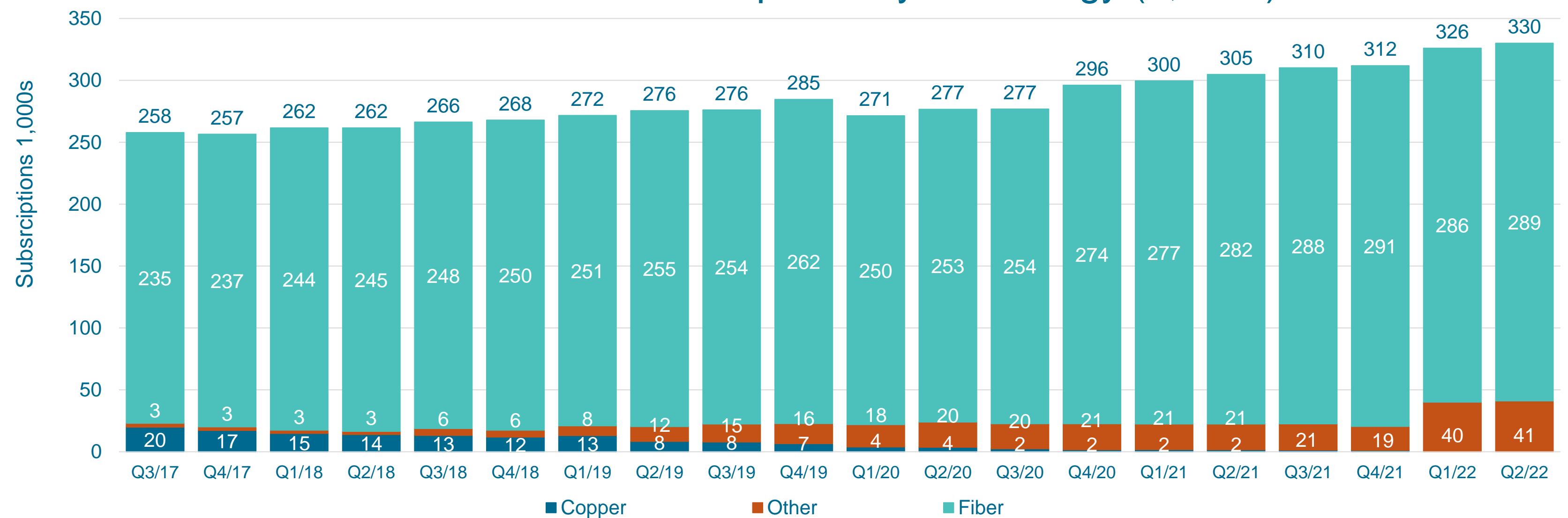
Fixed voice and broadband subscriptions (1,000s)



FIXED BROADBAND BY TECHNOLOGY

Fiber is by far the most prevalent fixed technology in Qatar.

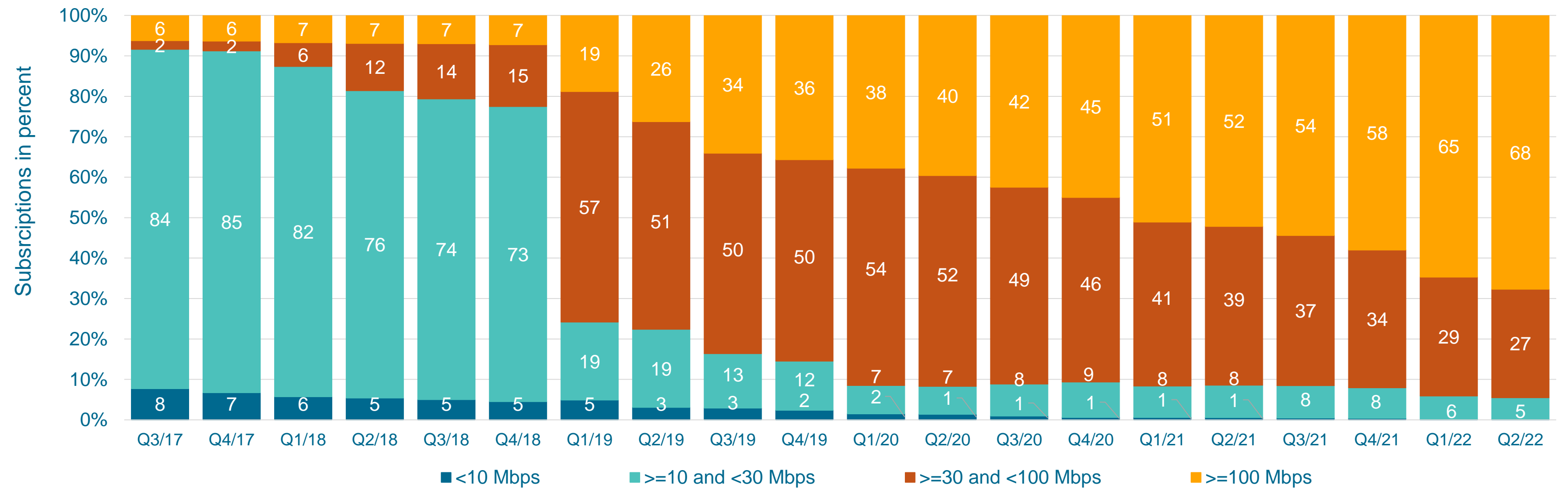
Fixed broadband subscriptions by technology (1,000s)



FIXED BROADBAND BY SPEED

More than half of fixed subscriptions are for 100 Mbps or more. Speeds are continuously being upgraded.

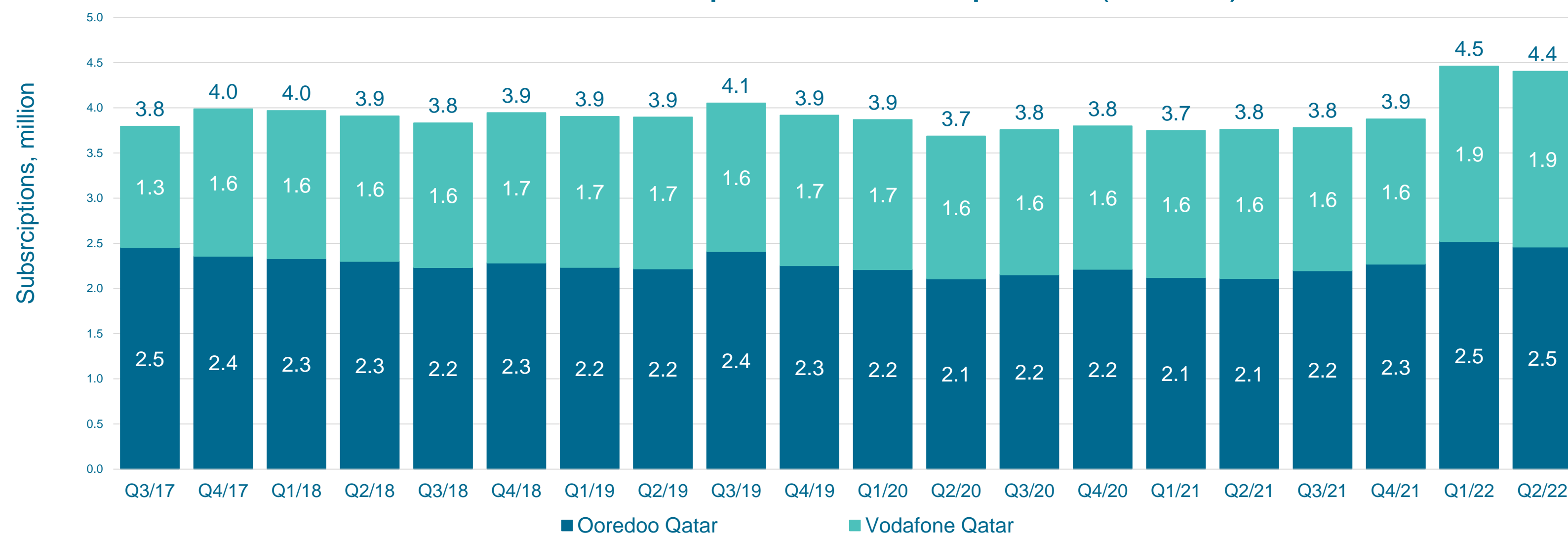
Fixed broadband subscriptions by speed (in %)



ACTIVE MOBILE TELEPHONE SUBSCRIPTIONS

The total number of mobile telephone subscriptions has increased in 2022.

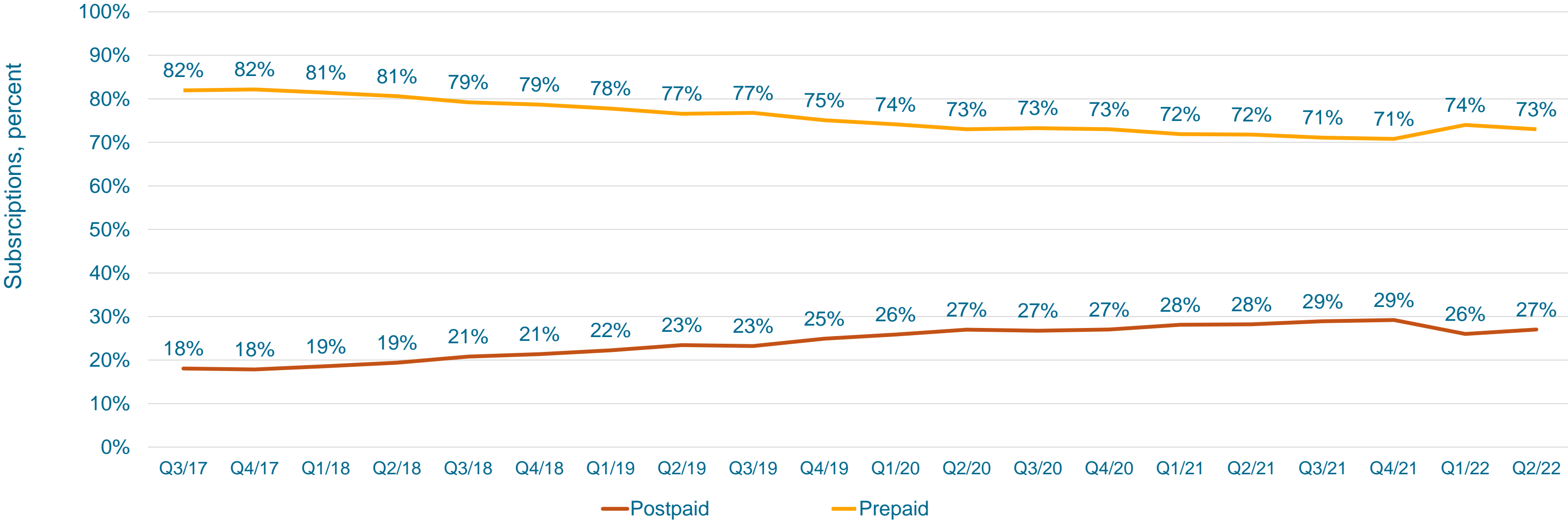
Active mobile telephone subscriptions (million)



ACTIVE MOBILE TELEPHONE SUBSCRIPTIONS PER TYPE OF CONTRACT

Postpaid mobile subscriptions are on an increasing trend.

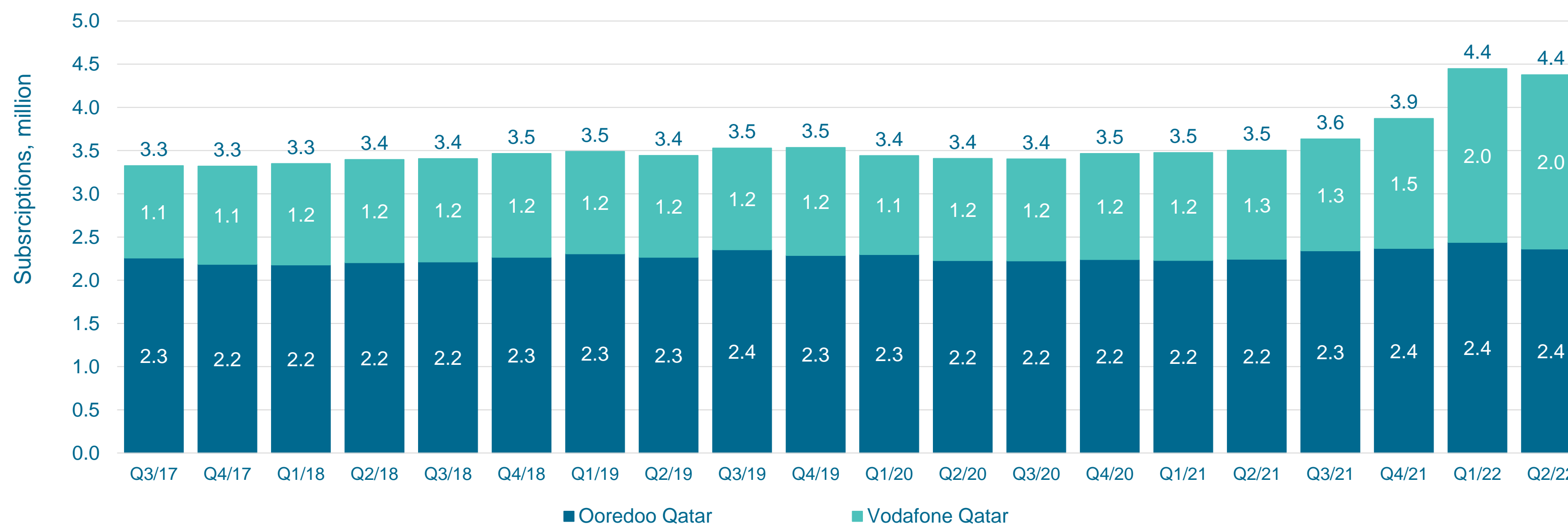
Active mobile prepaid and postpaid subscriptions



ACTIVE MOBILE BROADBAND SUBSCRIPTIONS

The number of mobile broadband subscriptions has increased recently due to migration from voice only and new calculation methodology.

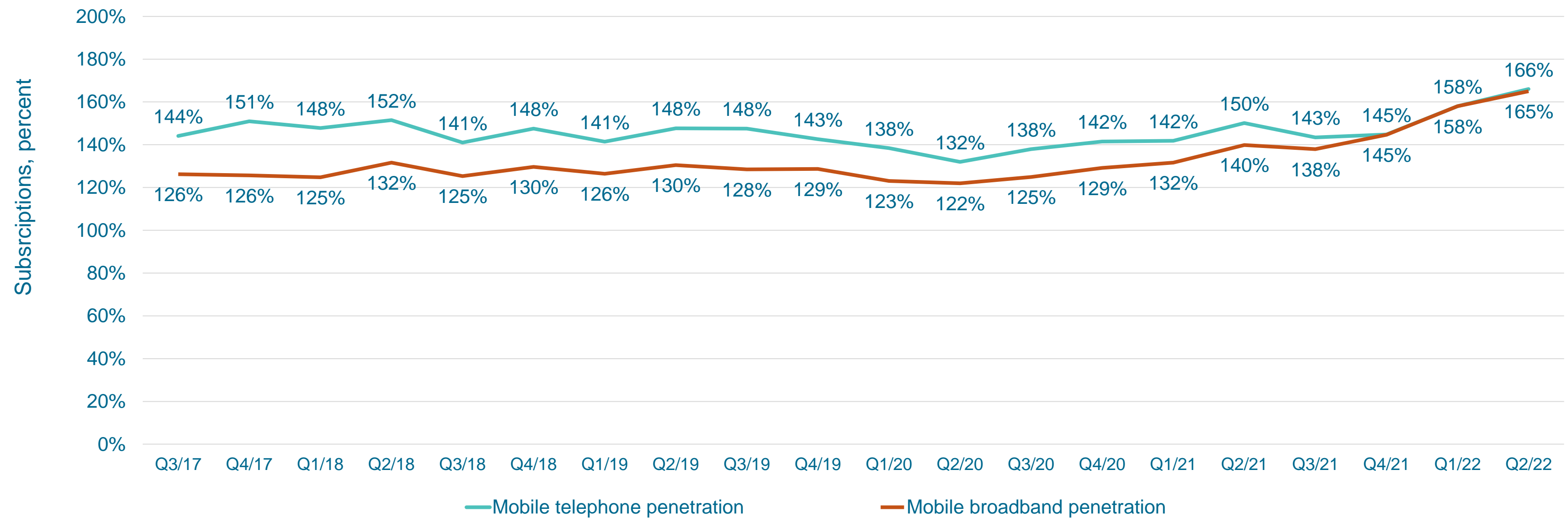
Active mobile broadband subscriptions (million)



MOBILE PENETRATION RATIOS

Mobile penetration ratios have increased in 2022 due to increasing subscriptions.
Migration to mobile broadband has also increased broadband penetration.

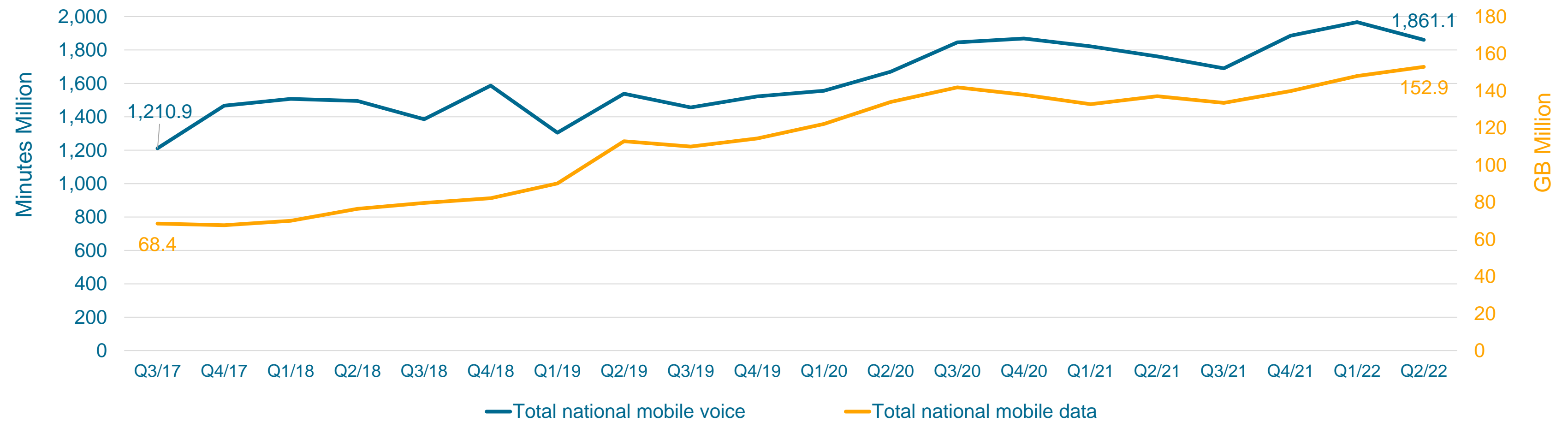
Mobile penetration ratios



NATIONAL MOBILE TRAFFIC PER SUBSCRIPTION

National mobile traffic is in general on an increasing trend.
National mobile traffic has stagnated the last quarter.

National mobile, total voice and data, per quarter (million)

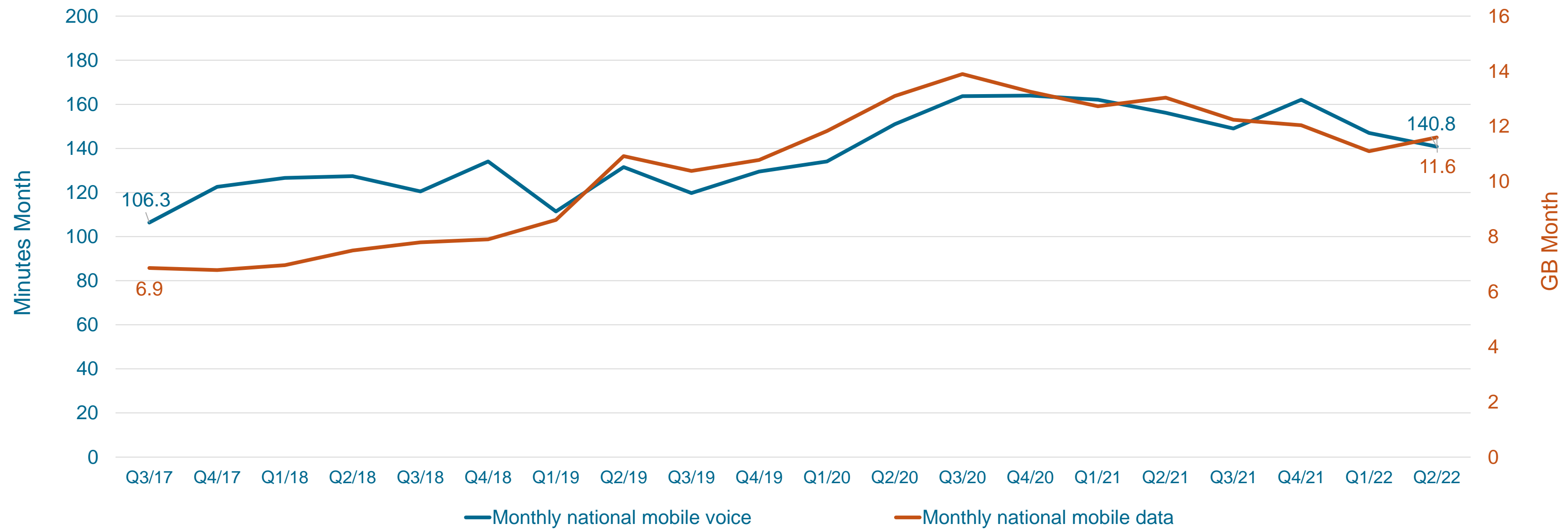


NATIONAL MOBILE TRAFFIC



National mobile traffic per subscriber has decreased since Q3 2020 .

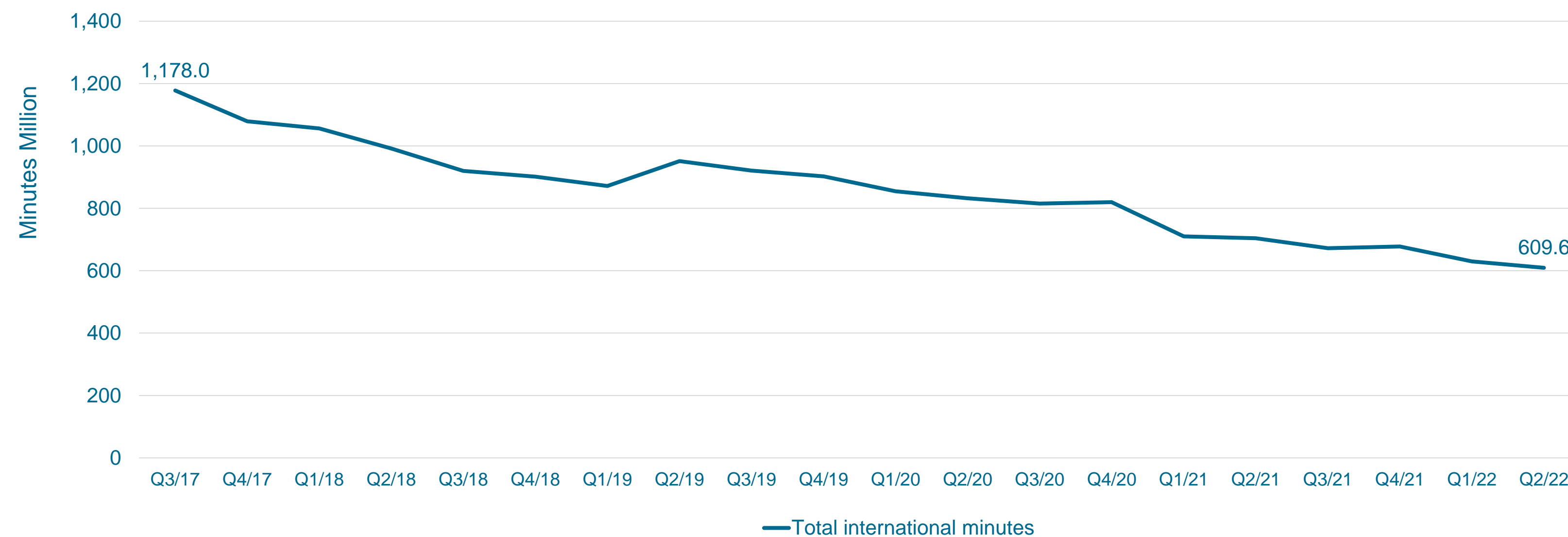
National mobile, voice and data, per subscriber, per month



INTERNATIONAL MOBILE VOICE TRAFFIC

Mobile international voice traffic has fallen by half during the last 5 years.

Retail mobile international traffic - total voice calls



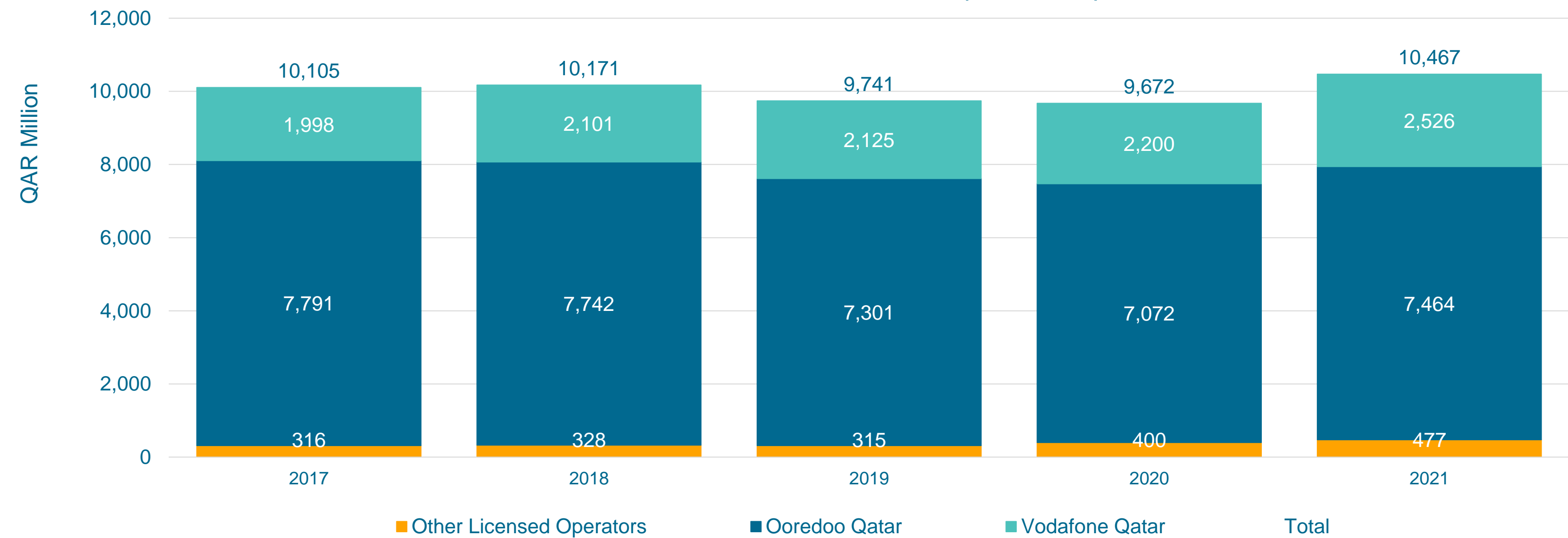
FINANCIAL INFORMATION

Key indicators

TELECOM SECTOR: REVENUE

Telecom sector revenue has amounted to about QAR 10 Billion per year,
and has increased for 2021.

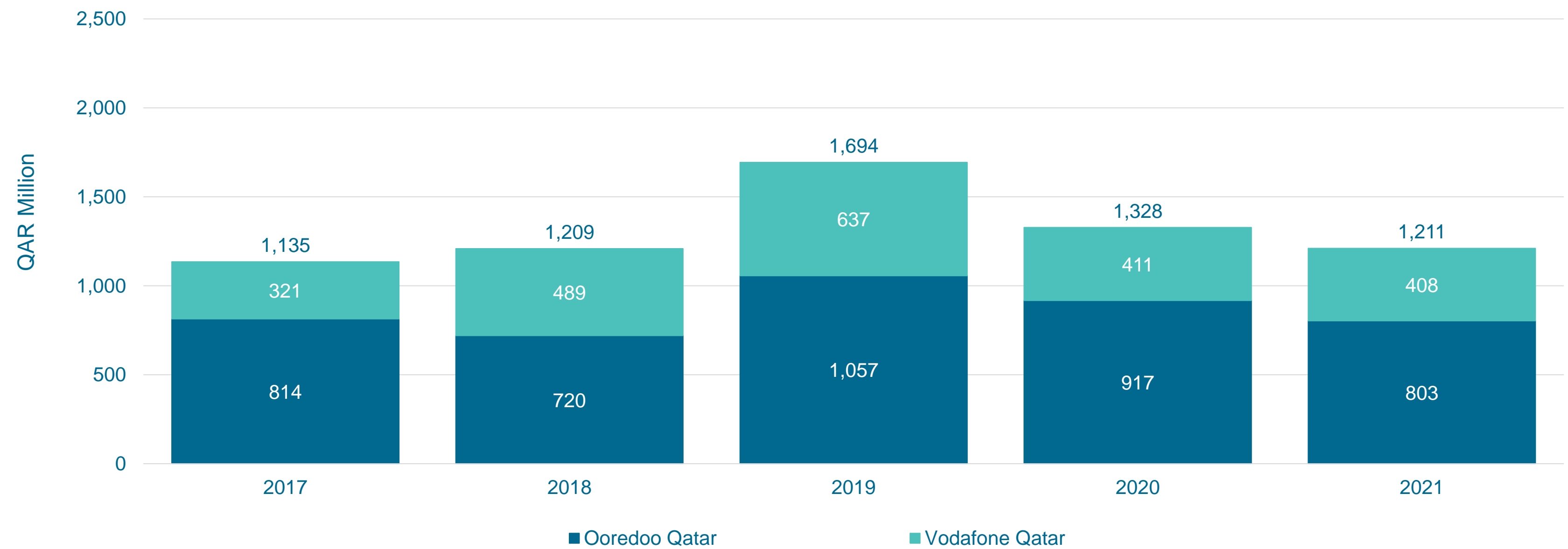
Telecom sector revenue (QARm)



TELECOM RETAIL SECTOR: CAPEX

During the last 5 years, investments/capital expenditure (CAPEX) by the telecom retail sector have been higher than QAR 1 billion per year.

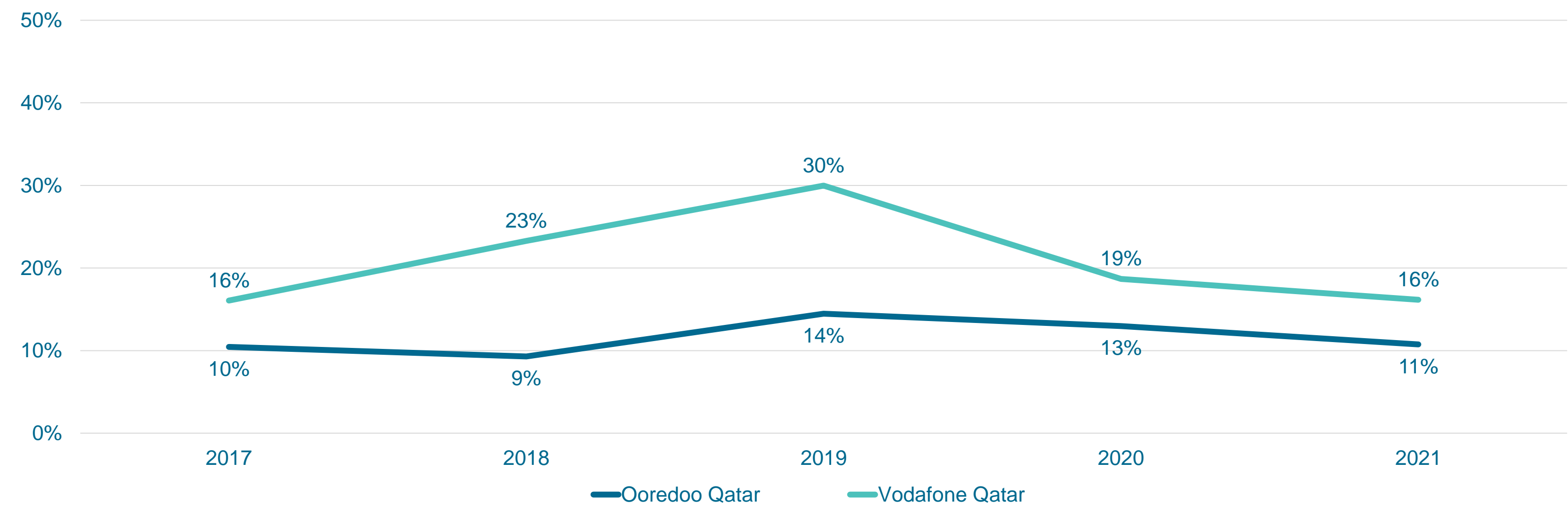
Telecom sector CAPEX (QARm)



TELECOM RETAIL SECTOR: CAPEX

Investments as a percentage of revenue account for a substantial amount for both Service Providers.

Telecom sector CAPEX (percent of revenue)



MOBILE SUBSCRIPTIONS ITU DEFINITIONS

i271 - Mobile-cellular telephone subscriptions


Mobile-cellular telephone subscriptions refers to the number of subscriptions to a public mobile-telephone service that provide access to the PSTN using cellular technology. The indicator includes (and is split into) the number of postpaid subscriptions, and the number of active prepaid accounts (i.e. that have been used during the last three months). The indicator applies to all mobile-cellular subscriptions that offer voice communications. It excludes subscriptions via data cards or USB modems, subscriptions to public mobile data services, private trunked mobile radio, telepoint, radio paging, M2M and telemetry services.



MOBILE SUBSCRIPTIONS ITU DEFINITIONS

i271mw - Active mobile-broadband subscriptions
=i271mb_active + i271md

Active mobile-broadband subscriptions refers to the sum of active handset-based and computer-based (USB/dongles) mobile-broadband subscriptions to the public Internet. It covers actual subscribers, not potential subscribers, even though the latter may have broadband-enabled handsets. Subscriptions must include a recurring subscription fee or pass a usage requirement – users must have accessed the Internet in the last three months. It includes subscriptions to mobile-broadband networks that provide download speeds of at least 256 kbit/s (e.g. WCDMA, HSPA, CDMA2000 1x EV-DO, WiMAX IEEE 802.16e and LTE), and excludes subscriptions that only have access to GPRS, EDGE and CDMA 1xRTT.



MOBILE SUBSCRIPTIONS ITU DEFINITIONS

i271mb_active - Data and voice mobile-broadband subscriptions

Data and voice mobile-broadband subscriptions refers to subscriptions to mobile-broadband services that allow access to the open Internet via HTTP and in which data services are contracted together with voice services (mobile voice and data plans) or as an add-on package to a voice plan. These are typically smartphone-based subscriptions with voice and data services used in the same terminal. Data and voice mobile-broadband subscriptions with specific recurring subscription fees for Internet access are included regardless of actual use. Prepaid and pay-per-use data and voice mobile-broadband subscriptions should only be counted if they have been used to access the Internet in the last three months. M2M subscriptions should be excluded. The indicator includes subscriptions to mobile networks that provide download speeds of at least 256 kbit/s (e.g. WCDMA, HSPA, CDMA2000 1x EV-DO, WiMAX IEEE 802.16e and LTE), and excludes lower-speed technologies such as GPRS, EDGE and CDMA 1xRTT.



MOBILE SUBSCRIPTIONS ITU DEFINITIONS

i271md - Data-only mobile-broadband subscriptions

Data-only mobile-broadband subscriptions refers to subscriptions to mobile broadband services that allow access to the open Internet via HTTP and that do not include voice services, i.e. subscriptions that offer mobile broadband as a standalone service, such as mobile-broadband subscriptions for datacards, USB modem/dongle and tablets. Data-only mobile-broadband subscriptions with recurring subscription fees are included regardless of actual use. Prepaid and pay-per-use data-only mobile-broadband subscriptions should only be counted if they have been used to access the Internet in the last three months. M2M subscriptions should be excluded. The indicator includes subscriptions to mobile networks that provide download speeds of at least 256 kbit/s (e.g. WCDMA, HSPA, CDMA2000 1x EV-DO, WiMAX IEEE 802.16e and LTE), and excludes lower-speed technologies such as GPRS, EDGE and CDMA 1xRTT. It excludes data subscriptions that are contracted together with mobile voice services.

ABBREVIATIONS

» BB: Broadband

» CAPEX: Capital Expenditure or investments

» ITU: The International Telecommunication Union, a United Nations specialized agency for Information & Communication Technologies (ICT)

» MBB: Mobile broadband

» PSA: Planning and Statistics Authority of Qatar

» SP: Service provider



