

# Telecom Price Baskets Benchmarking Study for Qatar, GCC and OECD averages

Report based on results from the AREGNET 2022 study

Based on prices as of November 2022



# Contents of this Report

Report overview	3
Summary of findings	4
Benchmarking results, starting from:	
Fixed voice basket results for GCC countries, including time series for Qatar	6
Fixed broadband results for GCC countries, including time series for Qatar	12
Mobile voice and data basket results for GCC countries, including time series for Qatar	19
Mobile broadband results for GCC countries, including time series for Qatar	26
Leased line results for GCC countries, including time series for Qatar	33
Report acronyms used in the context of this report	38



# Report Overview

- This report focusses specifically on Qatar retail prices for telecommunications services in compared to GCC countries, GCC average and OECD average. Strategy Analytics assumes no responsibility or liability for any errors or omissions in the content of this report. The information contained in this report is provided on an "as is" basis with no guarantees of completeness, accuracy, usefulness or timeliness.
- The services covered in this report are:
  - Fixed voice (PSTN)
  - Fixed broadband
  - Mobile telephony
  - Mobile broadband
  - Leased lines
- All the results contained in the report are derived directly from data from the AREGNET study, published by TRA Bahrain, which is based on OECD methodologies, and which uses data gathered in Q4 2022. In general, the study replicates the OECD methodology. Deviations from the methodology are as follows:
  - Fixed broadband: A custom basket of 200 Gb with 500 Mb/s advertised download speed has been included. Additionally, results based on business offers have also been included, separately.
  - Mobile broadband: Results based on business offers have also been included, separately
  - Leased lines: Only the 2 Mb/s and 34 Mb/s leased line baskets are official OECD baskets.
- The presentation in this report of results for business pricing follows that of the AREGNET study. References to GCC and, where relevant, OECD averages are included, for comparison.
- The reference currency is QAR (Qatari Riyal). Results for other countries are adjusted using a PPP conversion. This differs from the AREGNET study that presented results in USD/PPP. As Qatar is the reference country, the adjustment factor is 1 (so there is no adjustment). The exchange rates used are from oanda.com as of December 2022.
- The PPP conversion uses World Bank "Comparative Price Levels" from 2021. Based on the approach used in the AREGNET study, the OECD results have been PPP adjusted using World Bank CPLs, in line with the AREGNET countries. This has been done to ensure greater comparability between OECD and AREGNET results. This does mean, however, that the OECD results cannot be viewed as the official OECD results. Results based on residential pricing are presented inclusive of VAT, while results based on business pricing are presented exclusive of VAT.
- Time series results are based on the cheapest operator for each year. The full OECD 2017 methodology can be found on the OECD website.



# Summary of General Findings (1)

		Residential		Business	
		Qatar compared to GCC average	Qatar compared to OECD average	Qatar compared to GCC average	Qatar compared to OECD average
Fixed voice	20 calls residential basket	●	●		
	60 calls residential basket	●	●		
	140 calls residential basket	●	●		
	420 calls residential basket	●	●		
	100 calls business basket			●	●
	260 calls business basket			●	●
Fixed broadband	>= 25 Mb/s, 60GB basket	●	●	●	●
	>= 100 Mb/s, 120GB basket	●	●	●	●
	>= 500 Mb/s, 200GB basket (custom basket)	●	●	●	●
	>= 1000 Mb/s, 300GB basket	●	●	●	●
Mobile voice and data	30 calls, no data basket	●	●		
	100 calls, 0.5 GB data basket	●	●		
	300 calls, 1 GB data basket	●	●		
	900 calls, 2 GB data basket	●	●		
	30 calls, 0.5 GB basket	●	●	●	●
	100 calls, 2 GB basket	●	●	●	●
	300 calls, 5 GB basket	●	●	●	●
	900 calls, 10 GB basket	●	●	●	●
Mobile broadband	1 GB basket	●	●	●	●
	2 GB basket	●	●	●	●
	10 GB basket	●	●	●	●
	50 GB basket	●	●	●	●
Leased lines	256 kb/s (custom basket)			●	●
	2 Mb/s			●	●
	34 Mb/s			●	●
	155 Mb/s (custom basket)			●	●

Qatar is below (>10% cheaper than) ●

Qatar is on par with (within ± 10% of) ●

Qatar is above (>10% more expensive than) ●



# Summary of General Findings (2)

- The price of telecoms services in Qatar are typically below or on par with the GCC average, for both residential and business services.
  - For residential services, almost all residential basket results across all services are >10% cheaper than the GCC average, except for the residential >=25 Mb/s fixed broadband basket, the very high speed >=1000 Mb/s basket, and the very high 50 GB mobile broadband basket, where prices are on par with the GCC average.
  - For business services, where results are shown, the picture is a little more mixed, but not significantly so. For fixed voice and fixed and mobile broadband services, prices in Qatar are generally below the GCC average.
  - For a small number of baskets, Qatar is on par with the GCC average, namely:
    - Fixed voice 100 calls business baskets
    - Mobile broadband 50 GB basket
    - Leased lines 256 Kb/s basket
  - The only business result for Qatar which sits above the GCC average is for the Leased Lines 2 Mb/s basket.
- Compared to the OECD average, Qatar is typically above the OECD average for both residential and business services, although there are exceptions to this.
  - For all residential fixed voice baskets, Qatar is below the OECD average. For the 30 calls + 0.5 GB and 100 calls + 2GB, Qatar is on par with the OECD average. For business services, only the 34 Mb/s leased lines basket is below the OECD average, while the 50 GB mobile broadband basket is on par with the average.
- Since 2018:
  - Fixed voice pricing has been broadly static for residential pricing across all baskets. Business pricing saw a reduction in 2019, and since this time, business pricing has not changed.
  - For fixed broadband, prices across all speeds of service, for both residential and business, have fallen. Higher speed services have seen much greater declines, and business pricing has fallen more sharply than residential. This is a trend seen in many countries.
  - Prices for mobile have generally declined, with the greatest reductions occurring for higher usage. This is a trend that has been seen in many countries, with data allowances increasing and data prices falling, driven by the rollout of 5G services
  - Mobile broadband residential pricing has remained broadly static across all baskets, with a slight downward trend. The exception to this is for the 50GB basket, which saw a steep reduction in 2020. The downward trend was more pronounced for the business baskets.
  - Leased line prices in Qatar have been broadly static.



# Fixed Voice Summary

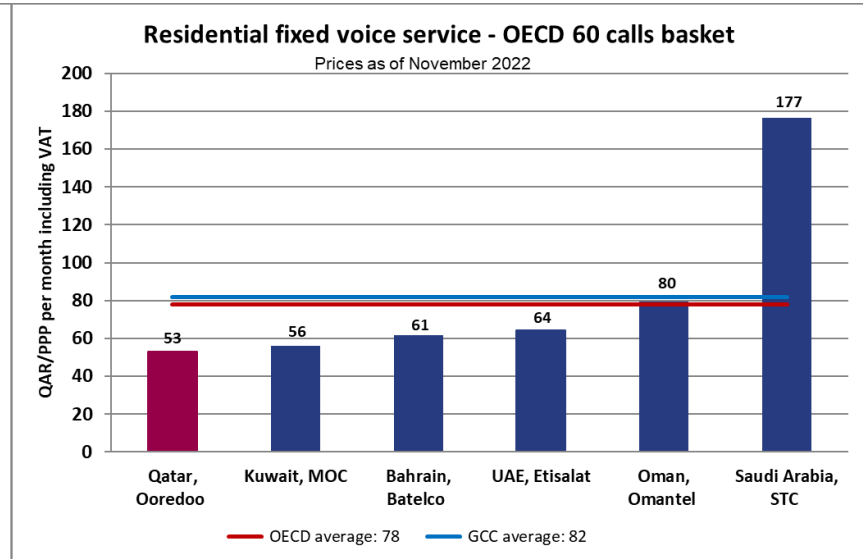
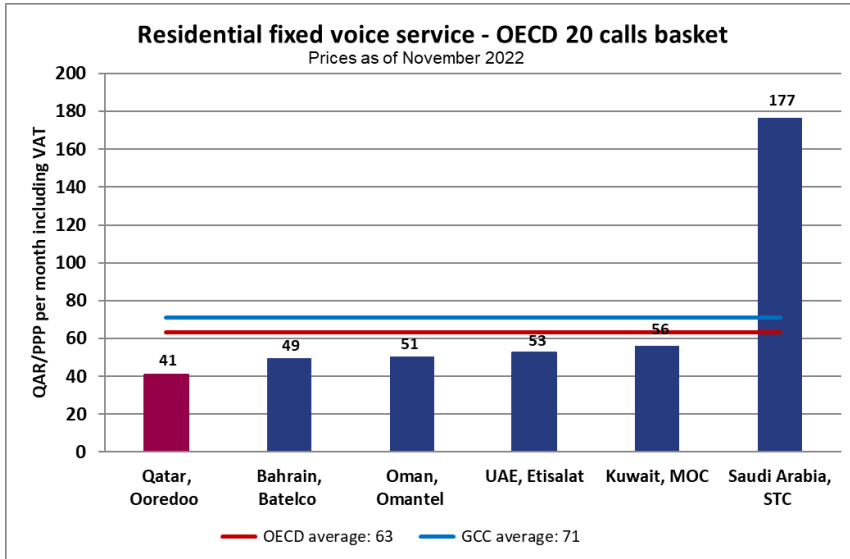
- The results presented in this section are based on the OECD 2017 baskets for fixed voice, based on tariffs for the incumbent operator in each country. In the case of Qatar, results are presented for Ooredoo. All OECD fixed voice baskets are considered, as follows:

Residential	Business
20 calls (62 minutes) residential	100 calls (200 minutes) business
60 calls (180 minutes) residential	260 calls (560 minutes) business
140 calls (498 minutes) residential	
420 calls (1930 minutes) residential	

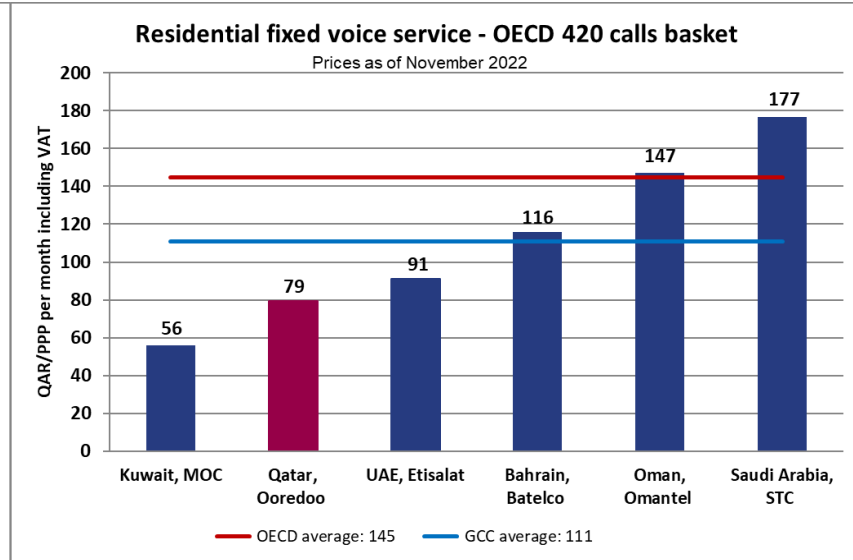
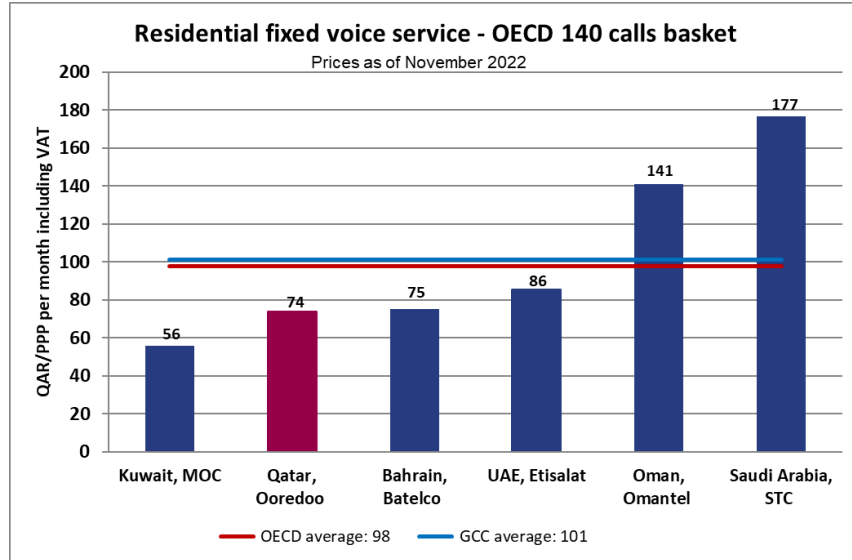
- The results show that Qatar ranks either cheapest or second cheapest for both residential and business baskets, apart from the lower use business basket, where Qatar sits mid range
  - For the two lowest residential baskets, Qatar features as the cheapest across the GCC countries
  - For the 140 calls and 420 calls, Qatar's position is still favourable, as the second cheapest
  - Qatar sits below both the GCC and the OECD average across all residential baskets.
  - For the business baskets, Qatar's position varies depending on the basket, but both results are favourable. For the 100 calls basket Qatar sits in fourth position, across the six countries, and is on par with the GCC average and above the OECD average. For the higher usage 260 calls basket, Qatar is second cheapest, and falls below the GCC average, but remains above the OECD average.
- Since 2018, fixed voice pricing has been broadly static for residential pricing across all baskets. Business pricing saw a reduction in 2019, and since this time, business pricing has not changed.
- Over recent years, changes to fixed voice pricing in many countries has been relatively static, driven by decreased focus and competition around fixed voice-only services.



# Fixed Voice Residential Baskets - GCC (1)

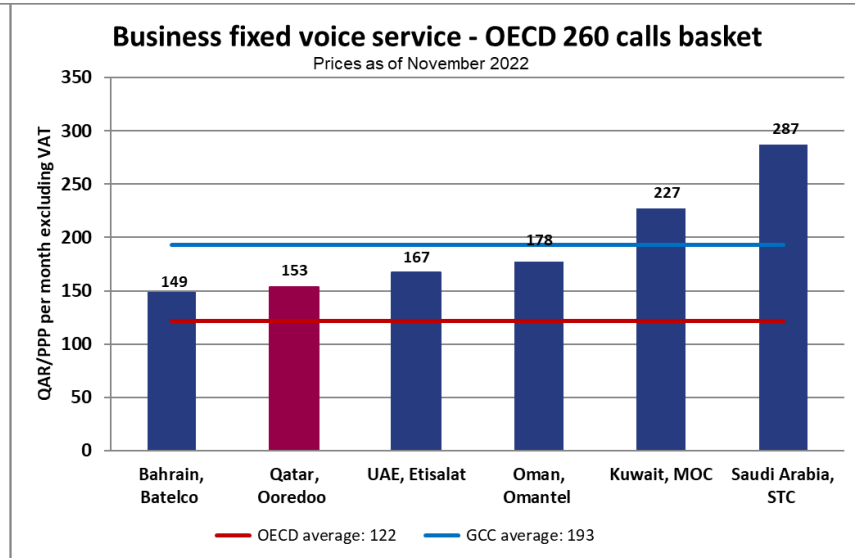
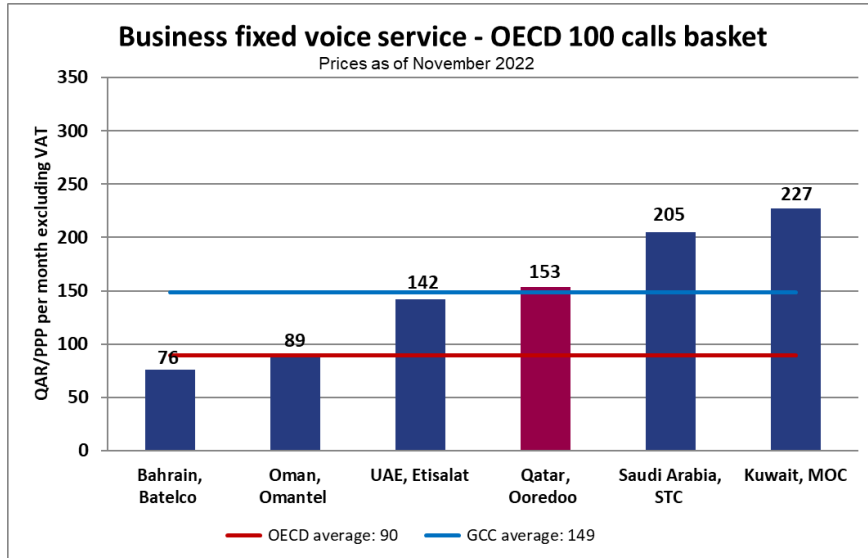


# Fixed Voice Residential Baskets – GCC (2)



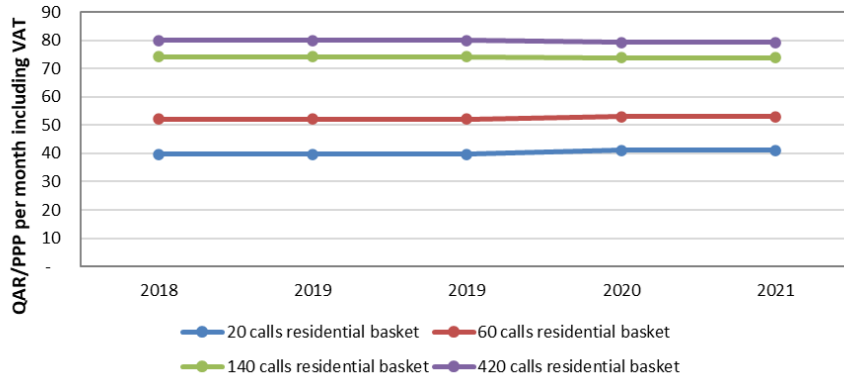


# Fixed Voice Business Baskets - GCC

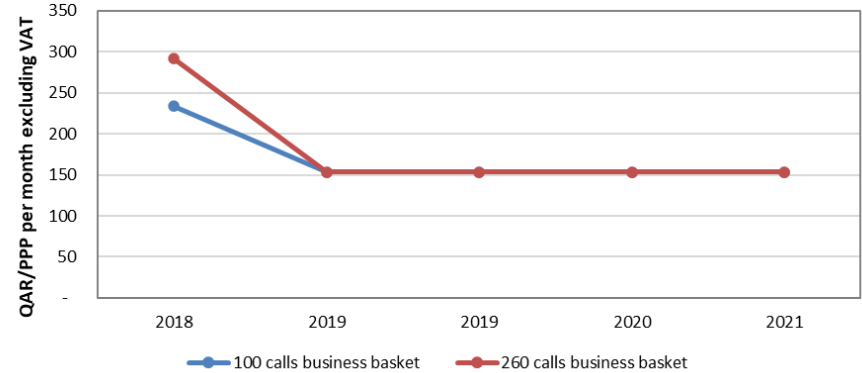


# Fixed Voice Baskets Time Series - Qatar

**Residential fixed voice services Qatar - time series**  
OECD basket results from 2018 to 2022



**Business fixed voice services Qatar - time series**  
OECD basket results from 2018 to 2022



# Fixed Voice Summary of Cheapest Plans by Basket – Qatar

## Fixed voice residential tariffs

Basket	Operator	Name of Plan	Total monthly price QAR	Monthly fee	Promotions	Connection (5 year deprec./60)	Additional charges
20 calls residential basket	Ooredoo	Residential fixed voice	41	33	-	5	3
60 calls residential basket	Ooredoo	Residential fixed voice	53	33	-	5	15
140 calls residential basket	Ooredoo	Residential fixed voice	74	33	-	5	36
420 calls residential basket	Ooredoo	Residential fixed voice	79	33	-	5	41

## Fixed voice business tariffs

Basket	Operator	Name of Plan	Total monthly price QAR	Monthly fee	Promotions	Connection (5 year deprec./60)	Additional charges
100 calls business basket	Ooredoo	Residential fixed voice	153	150	-	3	-
260 calls business basket	Ooredoo	Residential fixed voice	153	150	-	3	-



# Fixed Broadband Summary

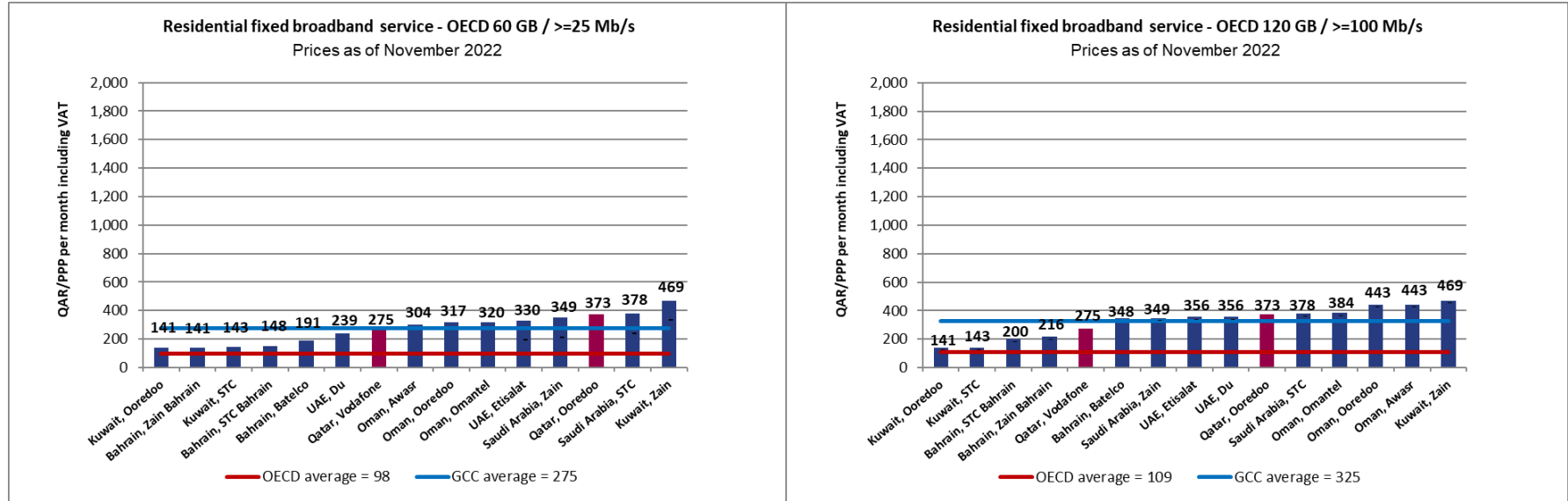
- The results presented in this section are based on the OECD 2017 baskets for fixed broadband, which comprises 5 speeds of service, and 3 levels of download – a total of 15 OECD basket. A subset of the OECD baskets has been considered for this report, as well as an additional custom speed basket, with a minimum download speed of 500 Mb/s. For the OECD baskets, medium levels of download allowance have been considered.

Residential	Business
>= 25 Mb/s, 60GB basket, residential	>= 25 Mb/s, 60GB basket, business
>= 100 Mb/s, 120GB basket, residential	>= 100 Mb/s, 120GB basket, business
>= 500 Mb/s, 200GB basket, residential (custom basket)	>= 500 Mb/s, 200GB basket, business (custom basket)
>= 1000 Mb/s, 300GB basket, residential	>= 1000 Mb/s, 300GB basket, business

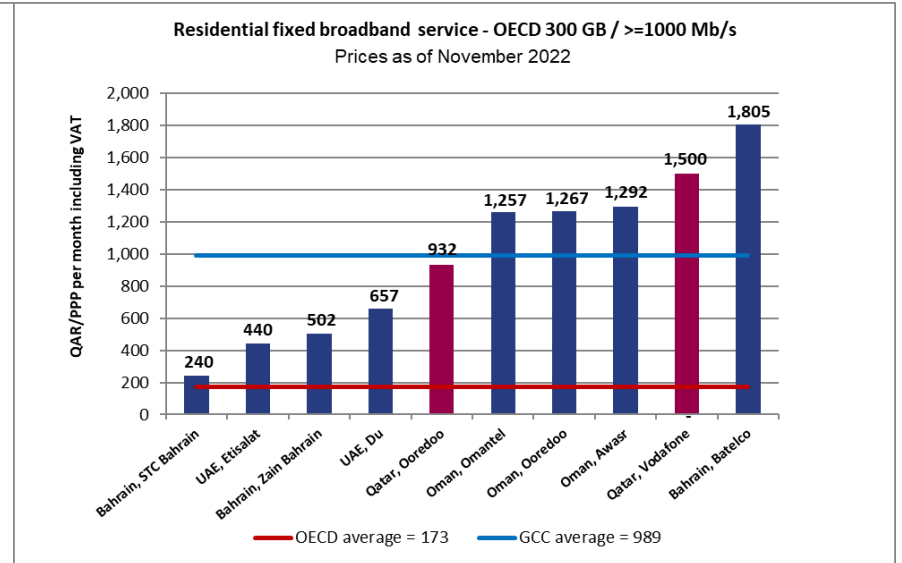
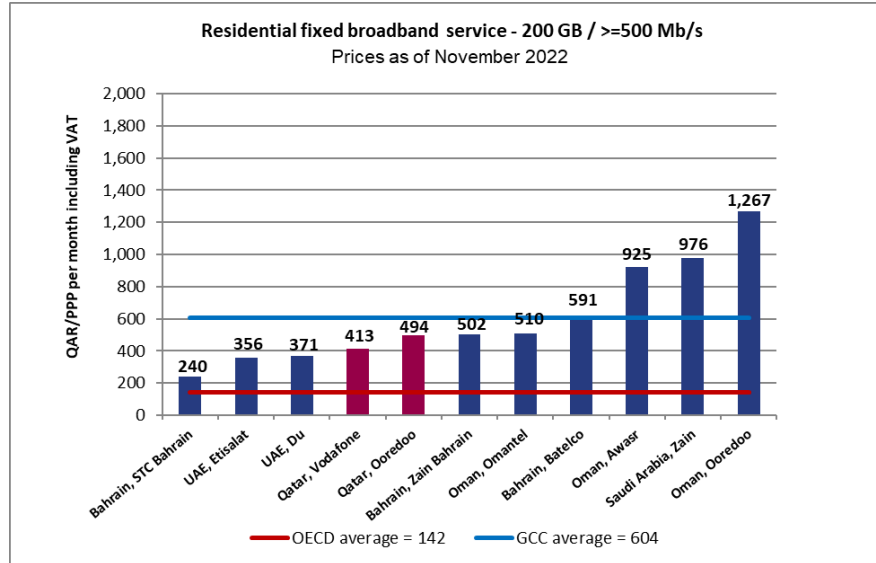
- In a variation on previous years, tariffs from up to the main three providers in each country are considered. For Qatar, both Ooredoo (incumbent) and Vodafone are considered. Pricing for Vodafone Qatar prior to 2021 was not collected and is not considered for the time series before 2021. This may produce a distortion in the time series data. Results for both residential and business pricing are considered separately, in line with the ARGENT study. Residential results are presented including VAT while business results exclude VAT.
- For residential baskets up to 100 Mb/s, Qatar Vodafone generally sits mid-range among the GCC countries, while Ooredoo sits towards the upper (more expensive end). For the 500 Mb/s basket, Vodafone and Ooredoo pricing is more on par, and in fourth and fifth position across the 11 providers which offer service at this speed. For the >=1000 Mb/s basket, Ooredoo is the cheapest of the two Qatari providers, sitting in fifth position, while Vodafone is second most expensive. Both provides sit consistently above the OECD average for all baskets. For the three lower speed baskets, results for Qatar are either on par with or below the GCC average, while for the highest speed basket – 1000 Mb/s or above – Ooredoo is slightly lower than the GCC average, while Vodafone is considerably higher.
- For the business baskets, both Ooredoo and Vodafone sit above the OECD average, and either below or on par with the GCC average. Vodafone is consistently the cheapest of the two providers for Qatar, and both providers sit broadly mid-range, except for the >= 500 Mb/s basket, where Vodafone is third cheapest across the 11 providers for which results are available.
- Since 2018, prices across all speeds of service, for both residential and business, have fallen. Higher speed services have seen much greater declines, and business pricing has fallen more sharply than residential. This is a trend seen in many countries.



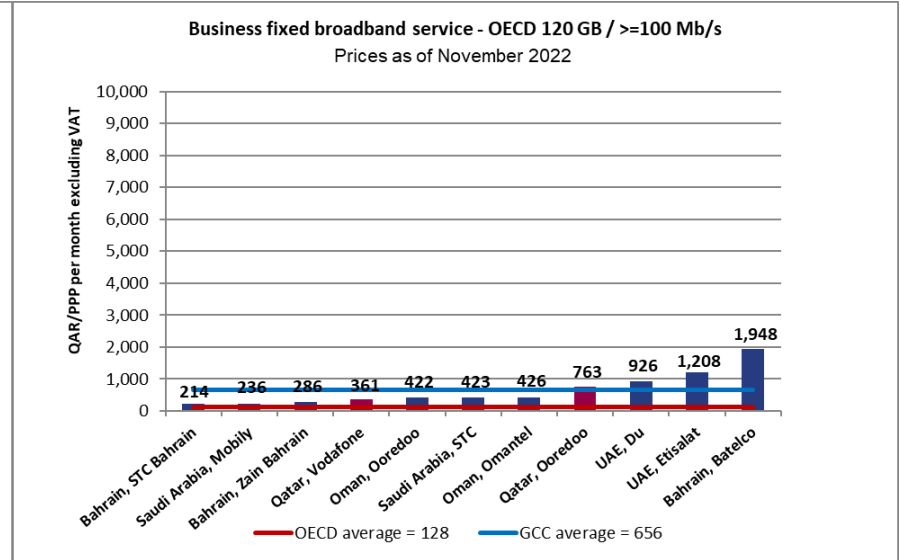
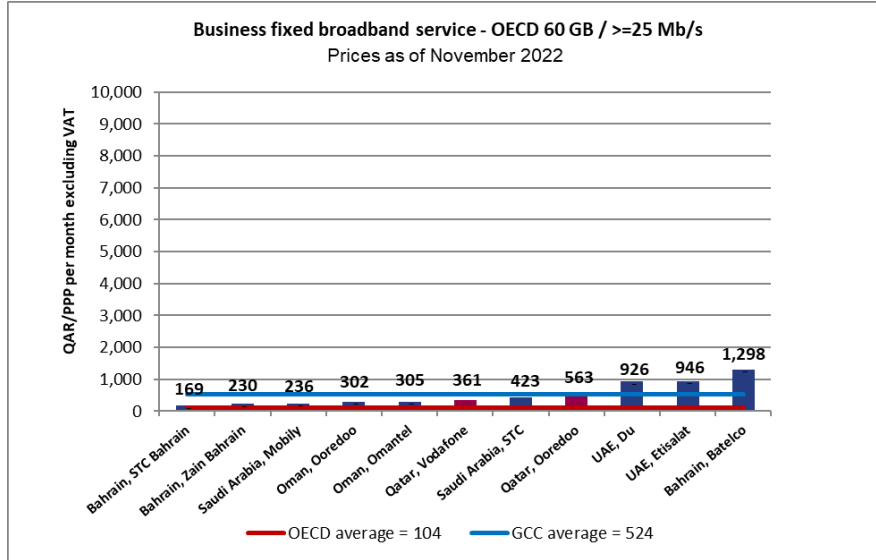
# Fixed Broadband Baskets, Residential Tariffs – GCC (1)



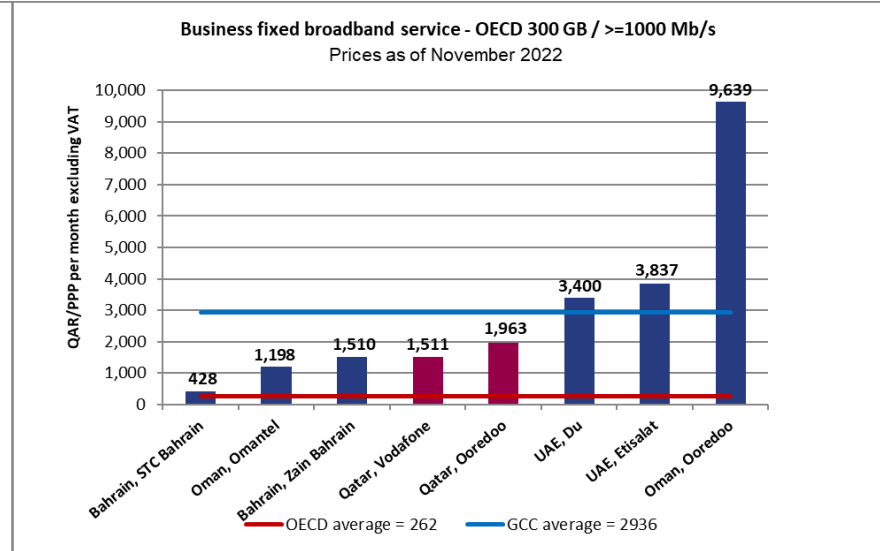
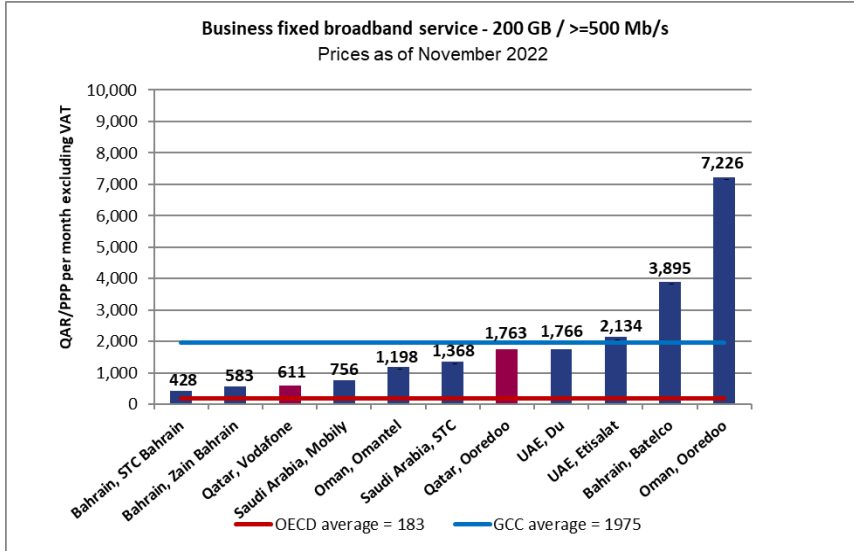
# Fixed Broadband Baskets, Residential Tariffs - GCC (2)



# Fixed Broadband Baskets, Business Tariffs - GCC (1)

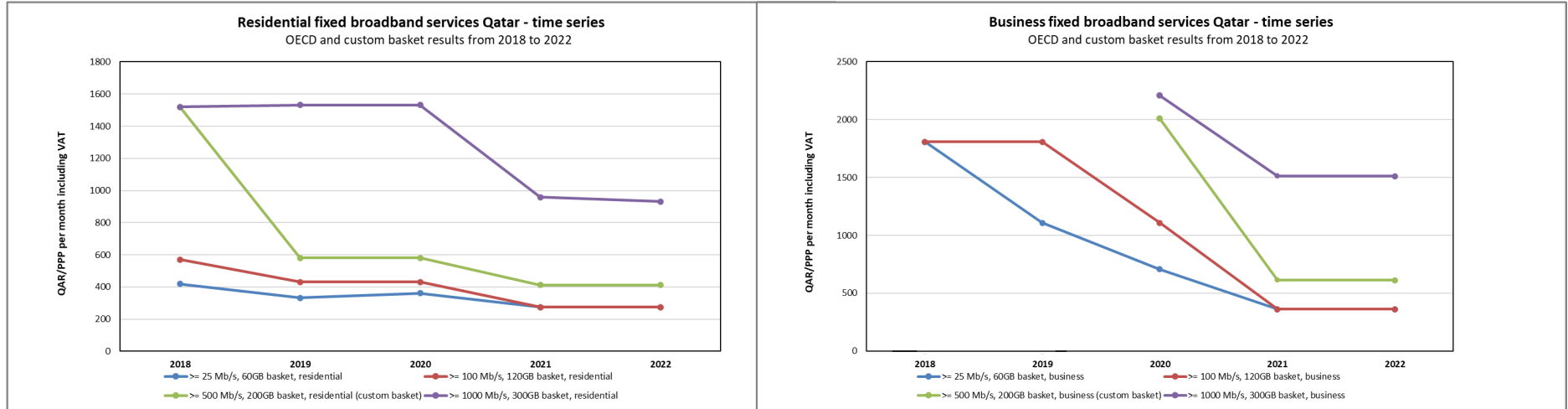


# Fixed Broadband Baskets, Business Tariffs - GCC (2)





# Fixed Broadband Baskets Time Series – Qatar



# Fixed Broadband Summary of Cheapest Plans by Basket – Qatar

Fixed broadband residential tariffs							
Basket	Operator	Name of Plan	Total monthly price QAR	Monthly fee	Promotions	Connection (3 year deprec./36)	Additional charges
>= 25 Mb/s, 60GB basket	Vodafone	Giga Home Classic	275	300	-25	-	-
	Ooredoo	Ooredoo ONE 100Mbps + TV	373	365	-	8	-
>= 100 Mb/s, 120GB basket	Vodafone	Giga Home Classic	275	300	-25	-	-
	Ooredoo	Ooredoo ONE 100Mbps + TV	373	365	-	8	-
>= 500 Mb/s, 200GB basket (custom basket)	Vodafone	Giga Home Premium	413	450	-37	-	-
	Ooredoo	Ooredoo ONE 500Mbps + TV	494	500	-14	8	-
>= 1000 Mb/s, 300GB basket	Vodafone	Giga Home Premium VIP	1,500	1,500	-	-	-
	Ooredoo	Ooredoo ONE 1Gbps + TV	932	950	-26	8	-
Fixed broadband business tariffs							
Basket	Operator	Name of Plan	Total monthly price QAR	Monthly fee	Promotions	Connection (3 year deprec./36)	Additional charges
>= 25 Mb/s, 60GB basket	Vodafone	Business Broadband 100Mbps	361	350	-	11	-
	Ooredoo	Business Broadband Unlimited 30Mbps	563	549	-	14	-
>= 100 Mb/s, 120GB basket	Vodafone	Business Broadband 100Mbps	361	350	-	11	-
	Ooredoo	Business Broadband Unlimited 100Mbps	763	749	-	14	-
>= 500 Mb/s, 200GB basket (custom basket)	Vodafone	Business Broadband 500Mbps	611	600	-	11	-
	Ooredoo	Business Broadband Unlimited 500Mbps	1,763	1,749	-	14	-
>= 1000 Mb/s, 300GB basket	Vodafone	Business Broadband 1Gbps	1,511	1,500	-	11	-
	Ooredoo	Business Broadband Unlimited 1Gbps	1,963	1,949	-	14	-



# Mobile Voice and Data Summary

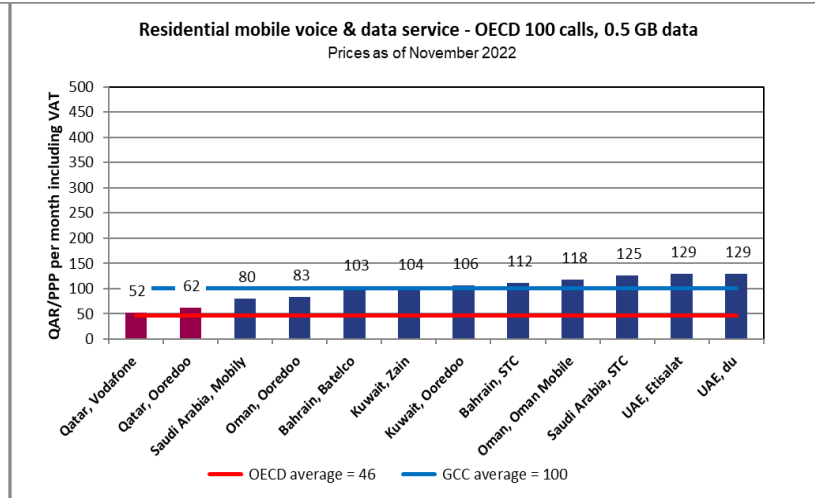
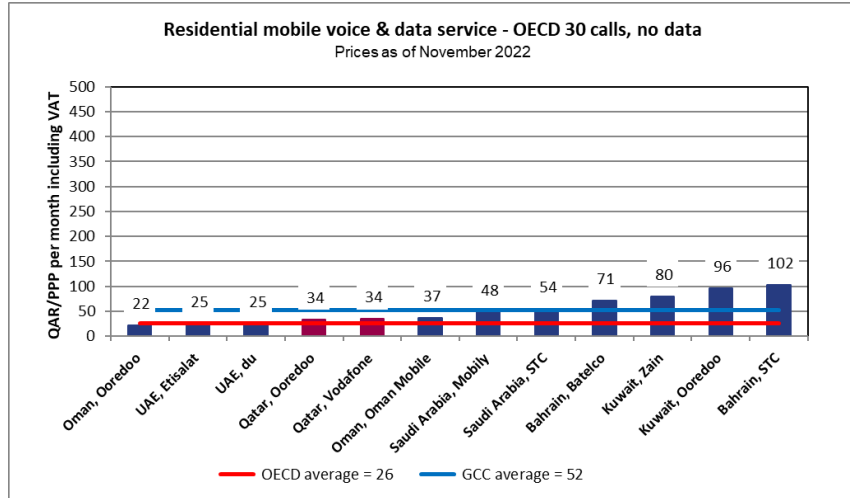
- The results presented in this section are based on the OECD 2017 baskets for mobile voice and data. There are 12 different OECD basket definitions, including 2 'no data' baskets, 5 low data baskets, and 5 high data baskets. Mobile calls are approximately 1.75 minutes in length and vary by call type and basket. The baskets that have been considered in this report are as follows:

Residential no/low data	Residential high data
30 calls (50 minutes), no data	30 calls (50 minutes), 0.5 GB data
100 calls (188 minutes), 0.5 GB data	100 calls (188 minutes), 2 GB data
300 calls (577 minutes), 1 GB data	300 calls (577 minutes), 5 GB data
900 calls (1795 minutes), 2 GB data	900 calls (1795 minutes), 10 GB data

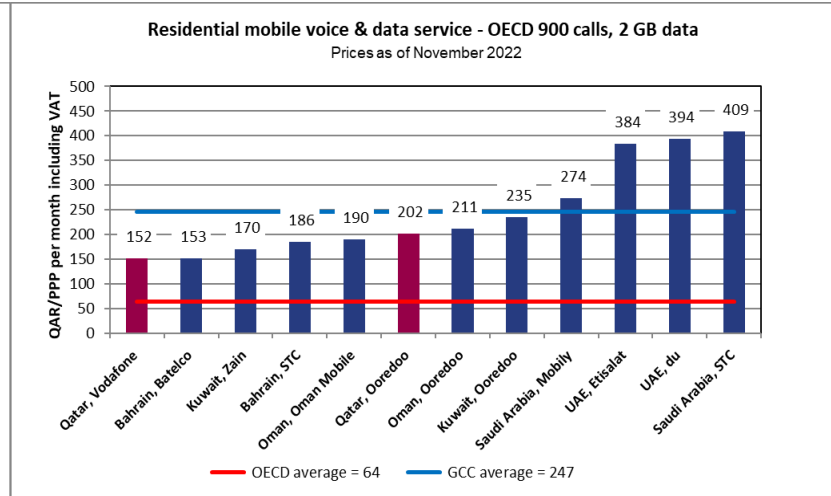
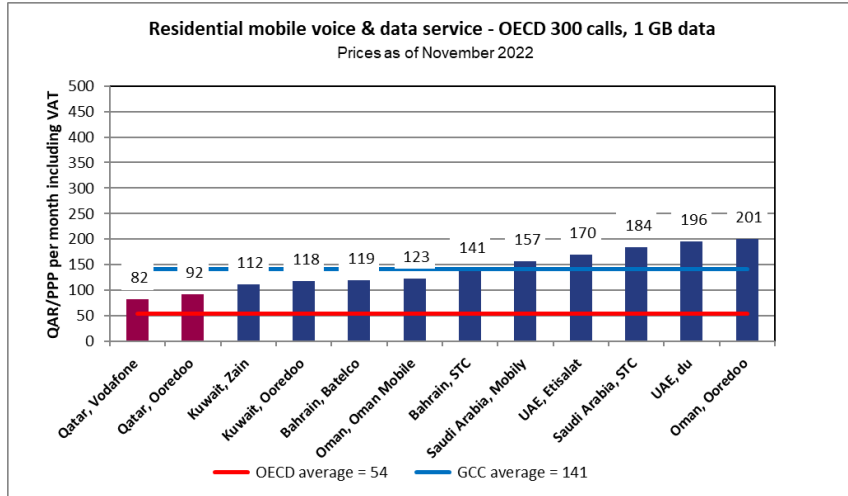
- Tariffs from the largest two operators in each country are considered, and in line with the AREGNET study, only results for residential pricing are included.
- For the no/low data baskets, Qatar features low to mid-range in terms of pricing. Except for the 900 calls + 2 GB basket, both providers sit adjacent in the rankings. For the 100 calls + 0.5 GB basket and the 300 calls + 1 GB data basket, Vodafone Qatar features as overall cheapest provider, across the 6 GCC countries, while Ooredoo Qatar feature as the second cheapest. Vodafone also features as the cheapest overall for the 900 calls + 2GB basket. For the smallest two baskets, both Ooredoo and Vodafone are on par with the OECD average and below the GCC average. For the two largest baskets in this category, both operators remain below the GCC average but above the OECD average.
- For the two smaller baskets in the high data baskets category, 30 calls + 0.5 GB and 100 calls + 2 GB, both Qatari operators feature as overall cheapest. For the 300 calls + 5GB basket, Qatar is still overall cheapest, with Vodafone. Ooredoo features much lower down the ranking for this basket, however, and is 5<sup>th</sup> most expensive across the 12 operators considered. For the largest baskets, 900 calls + 10 GB, Vodafone is fourth cheapest, while Ooredoo is fourth most expensive. Both operators fall below both the OECD and GCC averages for the smallest basket, 30 calls + 0.5 GB, and remain on par with the OECD average, and comfortably below the GCC basket, for the 100 calls + 2 GB basket. For the two largest baskets, both operators sit above the OECD average. Vodafone remains below the GCC average for these two baskets, while Ooredoo is either on par or above.
- Over time, prices for mobile services have generally declined, with the greatest reductions occurring for higher usage. This is a trend that has been seen in many countries, with data allowances increasing and data prices falling, driven by the rollout of 5G services.



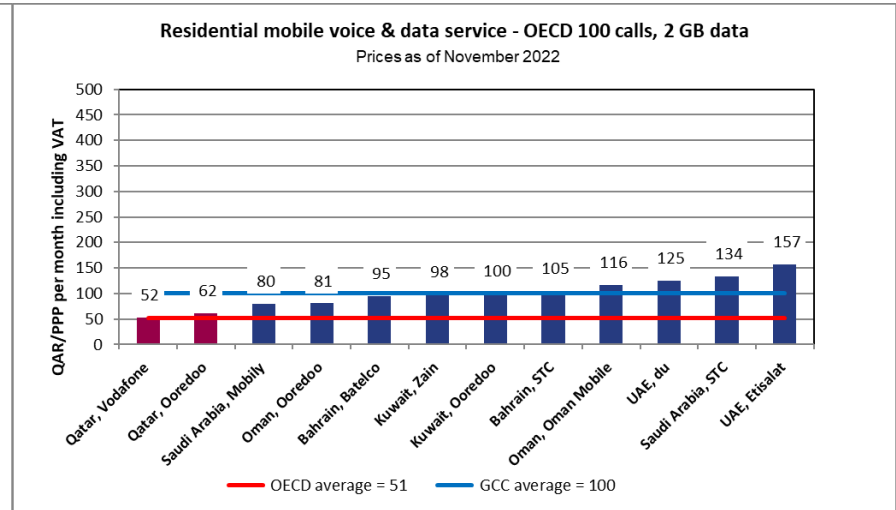
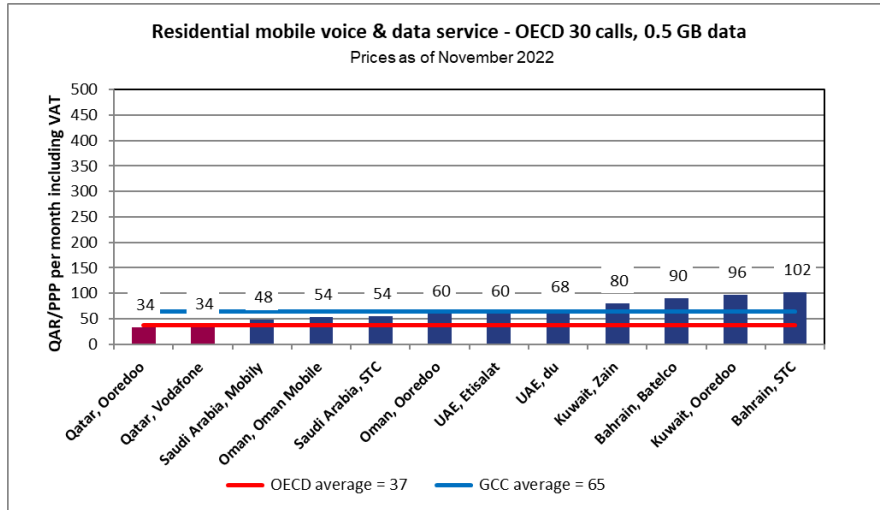
# Mobile Voice and Data Baskets, Residential Tariffs - GCC (No/Low Data) (1)



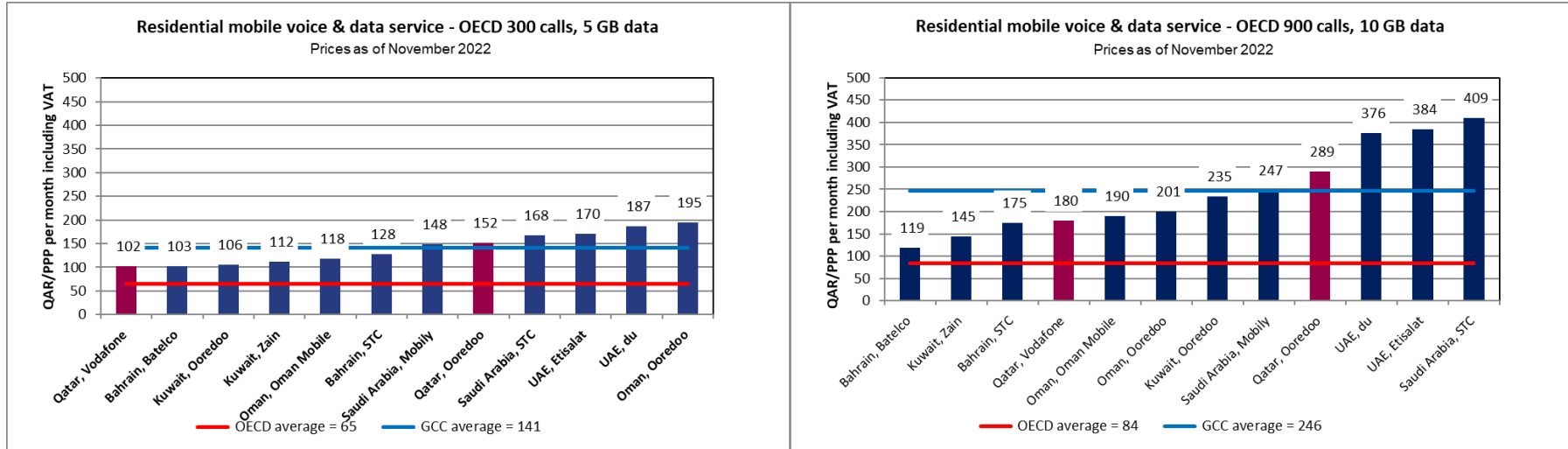
# Mobile Voice and Data Baskets, Residential Tariffs - GCC (No/Low Data) (2)



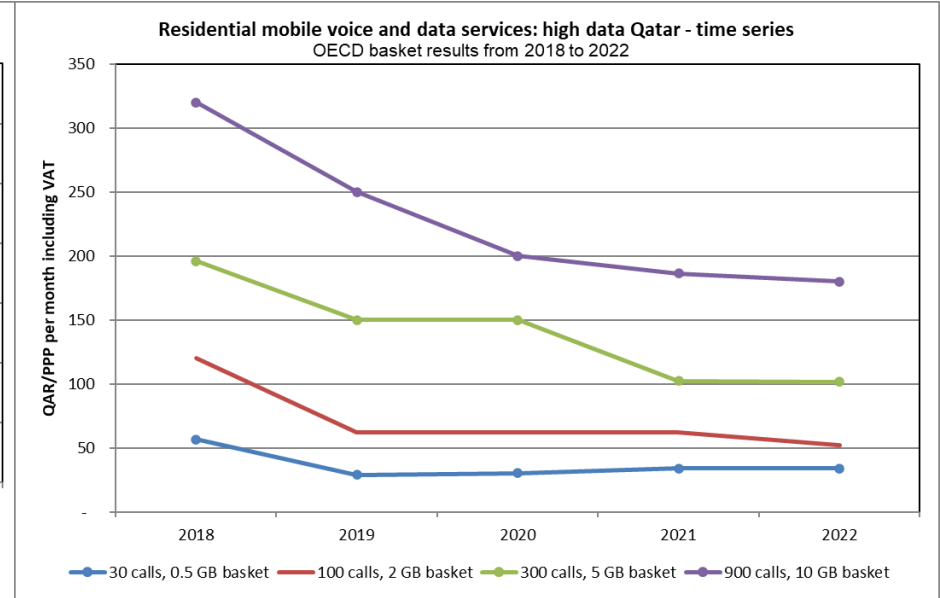
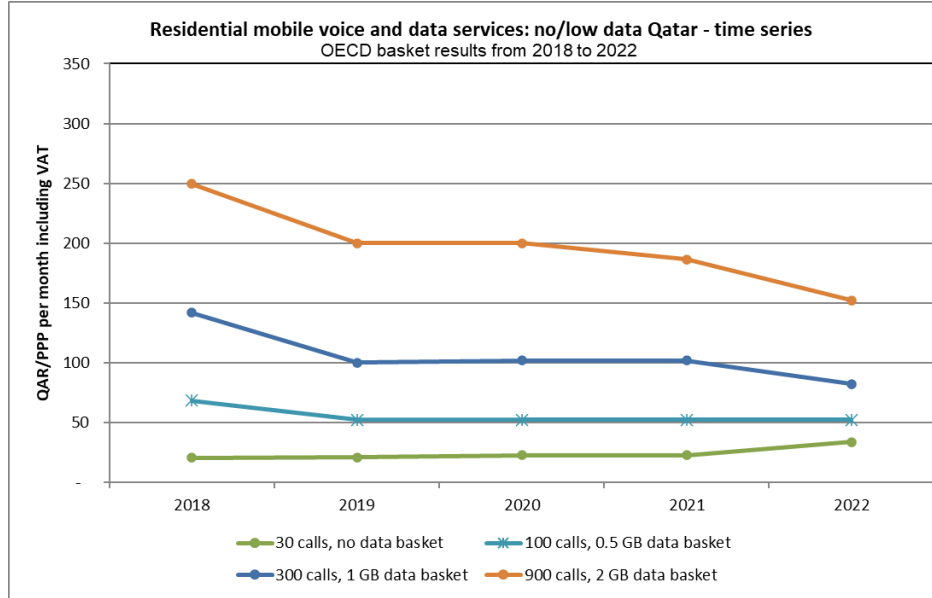
# Mobile Voice and Data Baskets, Residential Tariffs - GCC (High Data) (1)



# Mobile Voice and Data Baskets, Residential Tariffs - GCC (High Data) (2)



# Mobile Voice and Data Baskets Time Series - Qatar





# Mobile Voice and Data Summary of Cheapest Plans by Basket- Qatar

Mobile voice and data basket							
Basket	Operator	Name of Plan	Total monthly price QAR	Monthly fee	Promotions	Connection (3 year deprec./36)	Additional charges
30 calls, no data basket	Vodafone	Recharge – Combo 30	34	30	-	-	4
	Ooredoo	Hala Super Recharge 30	34	30	-	-	4
100 calls , 0.5 GB data basket	Vodafone	Flex 50 Monthly	52	50	-	-	2
	Ooredoo	Hala Flexicard 60	62	60	-	-	2
300 calls, 1 GB data basket	Vodafone	Flex 80 Monthly	82	80	-	-	2
	Ooredoo	Hala Flexicard 30	92	90	-	-	2
900 calls, 2 GB data basket	Vodafone	Flex 150 Monthly	152	150	-	-	2
	Ooredoo	Hala Flexicard 200	202	200	-	-	2
30 calls, 0.5 GB data basket	Vodafone	Recharge – Combo 30	34	30	-	-	4
	Ooredoo	Hala Super Recharge 30	34	30	-	-	4
100 calls , 2 GB data basket	Vodafone	Flex 50 Monthly	52	50	-	-	2
	Ooredoo	Hala Flexicard 60	62	60	-	-	2
300 calls , 5 GB data basket	Vodafone	U Start 600 min 6GB, SIM only*	102	105	-3	-	-
	Ooredoo	Hala Flexicard 150	152	150	-	-	2
900 calls, 10 GB data basket	Vodafone	U Plus 1300 mins 10GB	180	150	-10	-	40
	Ooredoo	Shahry XL	289	300	-11	-	-

\* The Vodafone U Start 750 minutes and 5GB has the same price



# Mobile Broadband Summary

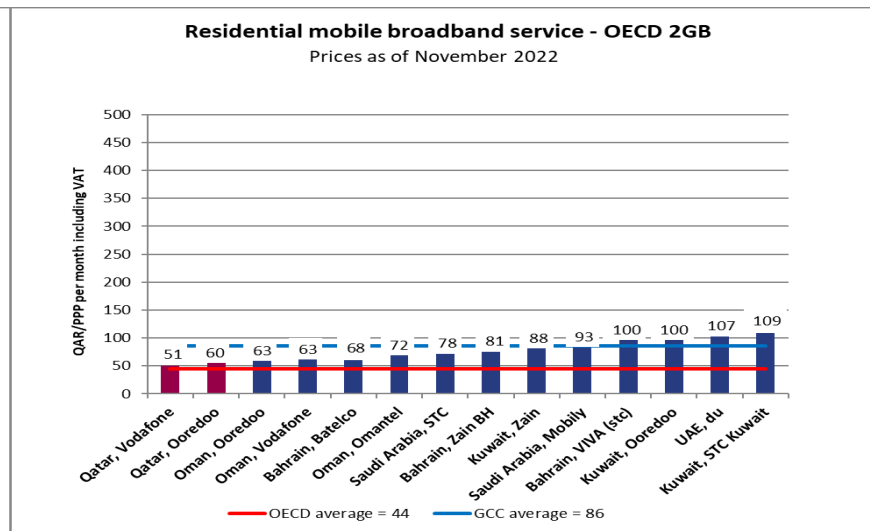
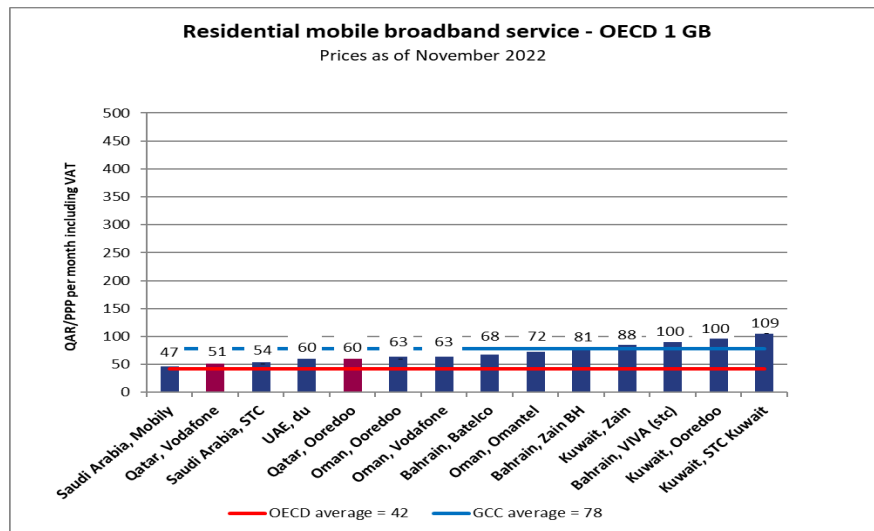
- The results presented in this section are based on the OECD 2017 baskets for mobile broadband, based on data pricing for dongles, laptops and tablets. There are 7 30-day mobile broadband baskets, ranging from low to very high usage, plus two special baskets which simulate short-term usage. A subset of the OECD baskets has been considered, as shown below.

Residential	Business
1 GB basket	1 GB basket
2 GB basket	2 GB basket
10 GB basket	10 GB basket
50 GB basket	50 GB basket

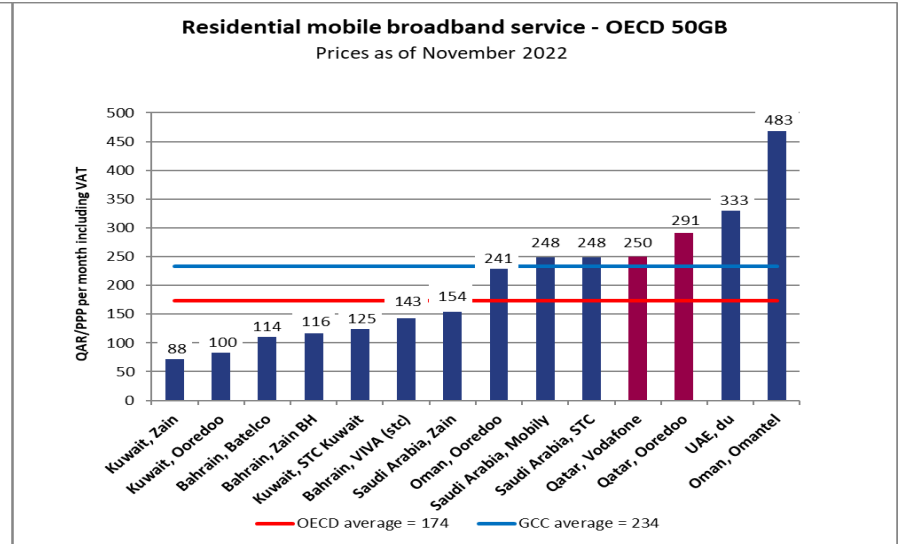
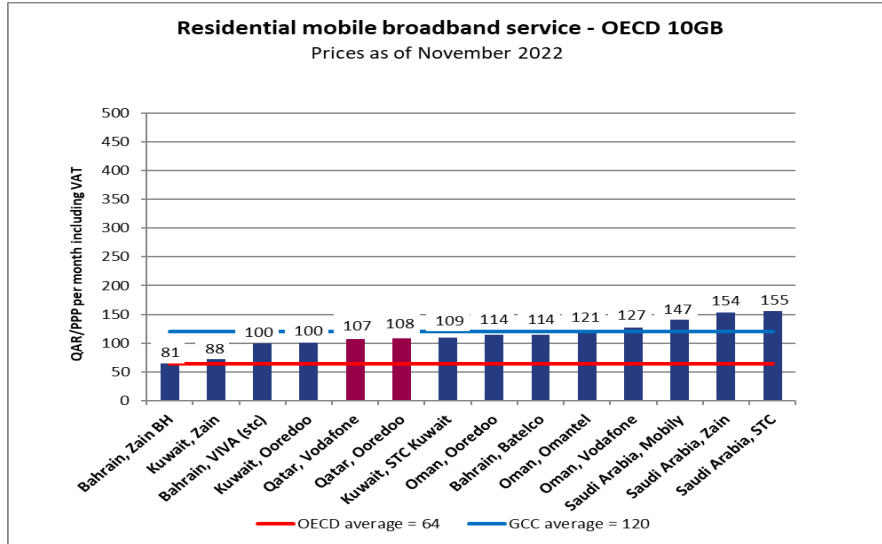
- Tariffs from up to the 3 largest mobile operators in each country are considered. Although the OECD baskets cover only residential pricing, OECD also allows results for business pricing as an option. Business pricing is accordingly also presented in this report, separately, in line with the AREGNET study. Residential results are presented including VAT while business results exclude VAT.
- For residential services, the position of Qatar varies according to the basket. For the lower levels of data, Qatar is generally more competitive among the GCC providers. As data allowance requirement increase, Qatar is positioned more mid to upper range. Vodafone is consistently cheaper than Ooredoo, and for the smaller baskets - 1 GB and 2 GB largest basket - 50 GB - the difference is more significant at 16-17%. Except for the 50GB basket, both Vodafone and Ooredoo fall below the GCC average. While both operators sit above the OECD average for all baskets, the difference between the operator results and the OECD average increases as the basket data allowance increases.
- For business services, Ooredoo now features as the cheapest Qatari operator for all baskets apart from the 50GB basket. Results across the 4 baskets are very close between the 2 operators. For both the 1 GB and the 10 GB basket, the Qatari operators occupy the position of second and third cheapest respectively, and for the 2GB basket, the operators are cheapest across the GCC countries. For the 50GB basket, Qatar sits in the mid to upper end across the GCC. Both operators sit below the GCC average for all baskets. When compared to the OECD average, both operators are on par for the 2 smallest baskets, slightly above the average for the 10 GB basket, and below the average for the 50 GB basket.
- Since 2018, residential pricing has remained broadly static across all baskets with a slight downward trend. The exception to this is the 50GB basket, which saw a steep reduction in 2020. The downward trend was more pronounced for the business baskets.



# Mobile Broadband Baskets, Residential Tariffs-GCC (1)



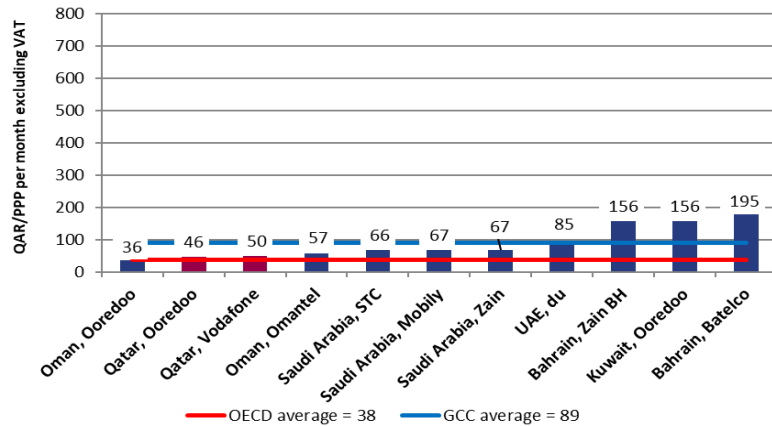
# Mobile Broadband Baskets, Residential Tariffs-GCC (2)



# Mobile Broadband Baskets, Business Tariffs - GCC (1)

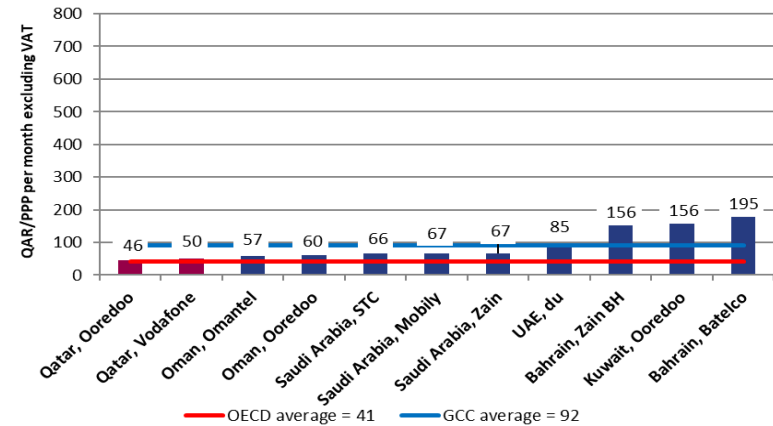
### Business mobile broadband service - OECD 1GB

Prices as of November 2022



### Business mobile broadband service - OECD 2GB

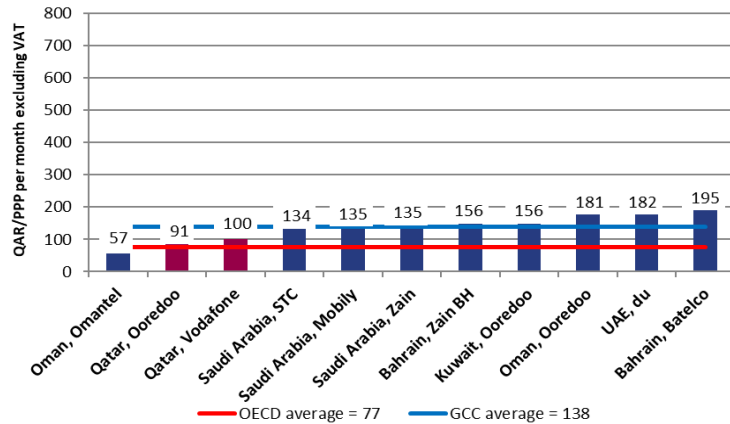
Prices as of November 2022



# Mobile Broadband Baskets, Business Tariffs - GCC (2)

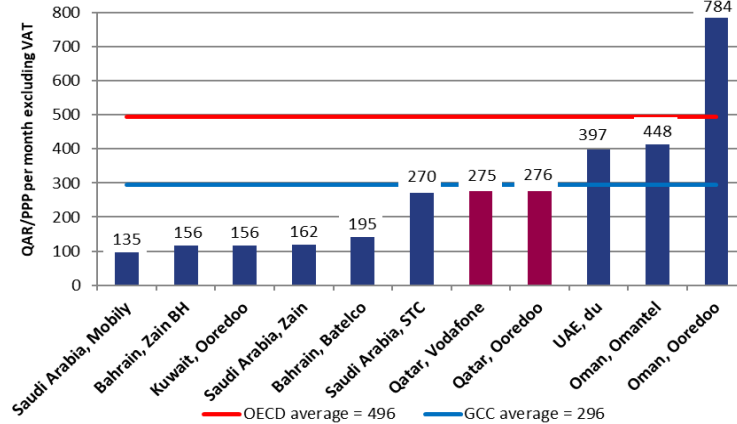
### Business mobile broadband service - OECD 10GB

Prices as of November 2022



### Business mobile broadband service - OECD 50GB

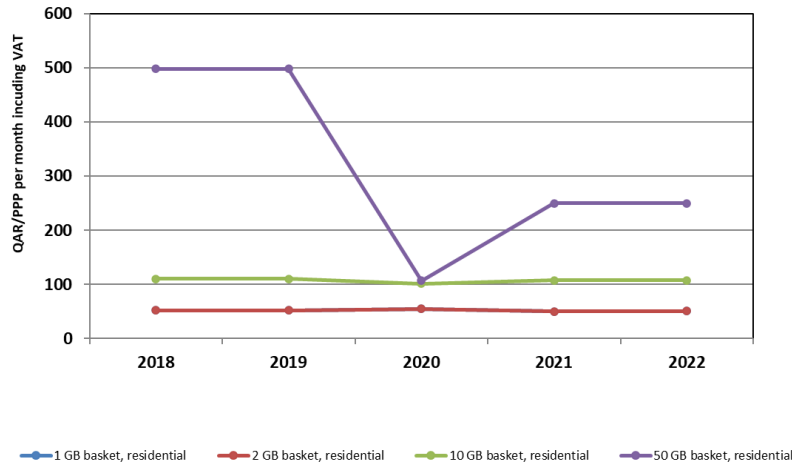
Prices as of November 2022



# Mobile Broadband Baskets Time Series – Qatar

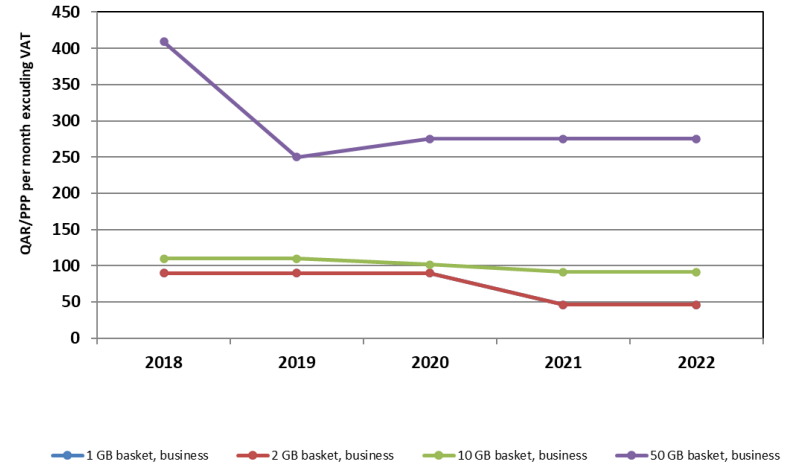
### Residential mobile broadband services Qatar - time series

OECD basket results from 2018 to 2022



### Business mobile broadband services Qatar - time series

OECD basket results from 2018 to 2022



# Mobile Broadband Summary of Cheapest Plans by Basket- Qatar

Mobile broadband residential tariffs

Basket	Operator	Name of Plan	Total monthly price QAR	Monthly fee	Promotions	Connection (3 year deprec./36)	Additional charges
1 GB basket	Vodafone	Flexi 50	51	50	-	1	-
	Ooredoo	Flexi QR 60	60	60	-	-	-
2 GB basket	Vodafone	Flexi 50	51	50	-	1	-
	Ooredoo	Flexi QR 60	60	60	-	-	-
10 GB basket	Vodafone	Mobile wifi 110 postpaid 5G	107	110	-3	-	-
	Ooredoo	5G Data SIM - S	108	110	-3	1	-
50 GB basket	Vodafone	Unlimited Internet 250	250	250	-	-	-
	Ooredoo	5G Data SIM - L	291	300	-10	1	-

Mobile broadband business tariffs

Basket	Operator	Name of Plan	Total monthly price QAR	Monthly fee	Promotions	Connection (3 year deprec./36)	Additional charges
1 GB basket	Vodafone	Mobile Broadband 50	50	50	-	-	-
	Ooredoo	Aamali 5G Basic SIM	46	45	-	1	-
2 GB basket	Vodafone	Mobile Broadband 50	50	50	-	-	-
	Ooredoo	Aamali 5G Basic SIM	46	45	-	1	-
10 GB basket	Vodafone	Mobile Broadband 100	100	100	-	-	-
	Ooredoo	Aamali 5G Plus SIM	91	90	-	1	-
50 GB basket	Vodafone	Mobile Broadband 275	275	275	-	-	-
	Ooredoo	Aamali 5G Bronz SIM	276	275	-	1	-





# Leased Line Summary

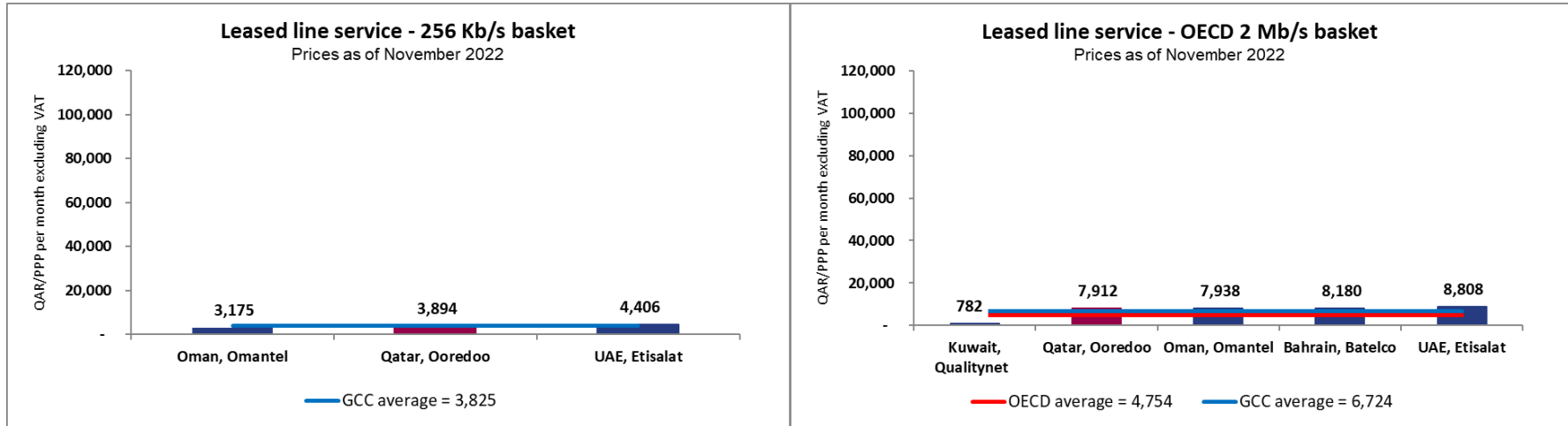
- The results presented in this section are based on the OECD 2017 baskets for leased lines. Due to decreasing focus on leased line services, in favor of alternative networking solutions for businesses, published pricing for leased line services has decreased over time, and the OECD now only publishes results for 2 speeds of service, namely 2 Mb/s and 34 Mb/s. In addition to these two speeds, two further baskets have been considered for this report, namely 256 kb/s and 155 Mb/s.

256 kb/s (custom basket)
2 Mb/s
34 Mb/s
155 Mb/s (custom basket)

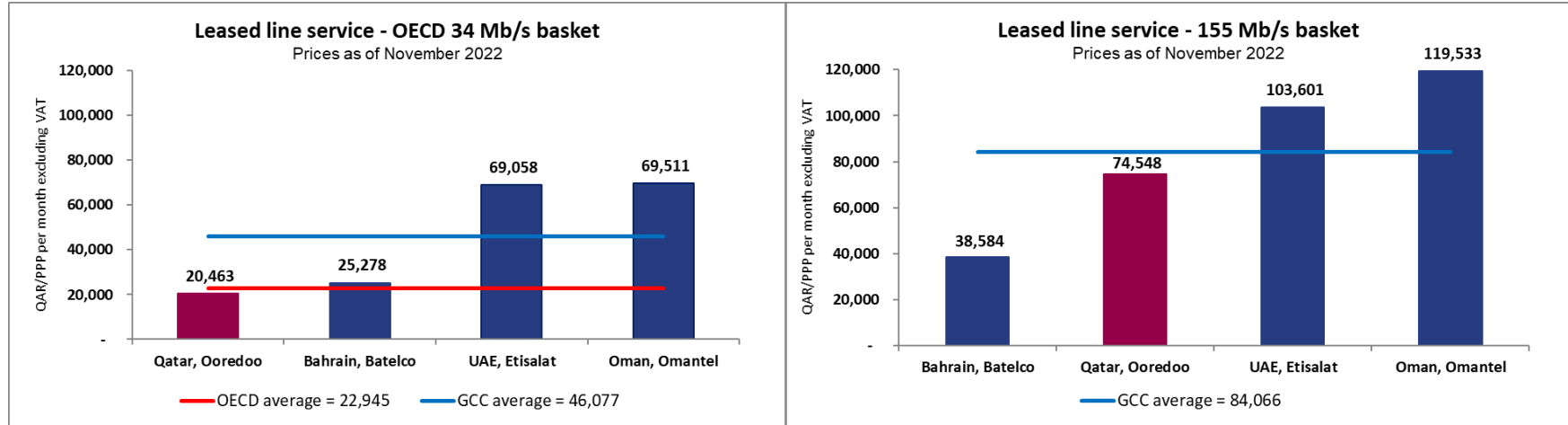
- Tariffs from the incumbent operator in each country are considered.
- The exception is for Kuwait, where circuit prices from Qualitynet have been included, where available.
- The results show the lowest price option for each operator, and are presented excluding VAT.
- Not all GCC countries publish leased line pricing, and for most baskets, results are only available from 3 or 4 of the 6 countries. The exception to this is for the 2 Mb/s basket, for which pricing is published by operators in 5 of the 6 countries.
- For the lower speed baskets – 256 Kb/s and 2 Mb/s, Qatar is the second cheapest across the GCC countries. For the 256 Kb/s basket, Qatar is on par with the GCC average, and for the 2 Mb/s, it sits above the GCC average.
- For the 34 Mb/s basket, Qatar is cheapest overall, and sits below both the OECD and GCC averages. For the 155 Mb/s baskets, Qatar is second cheapest, and below the GCC average.
- Since 2018, leased line prices in Qatar have been broadly static. Note, leased line pricing was excluded from the 2019 AREGNET study, so no results for 2019 are shown.



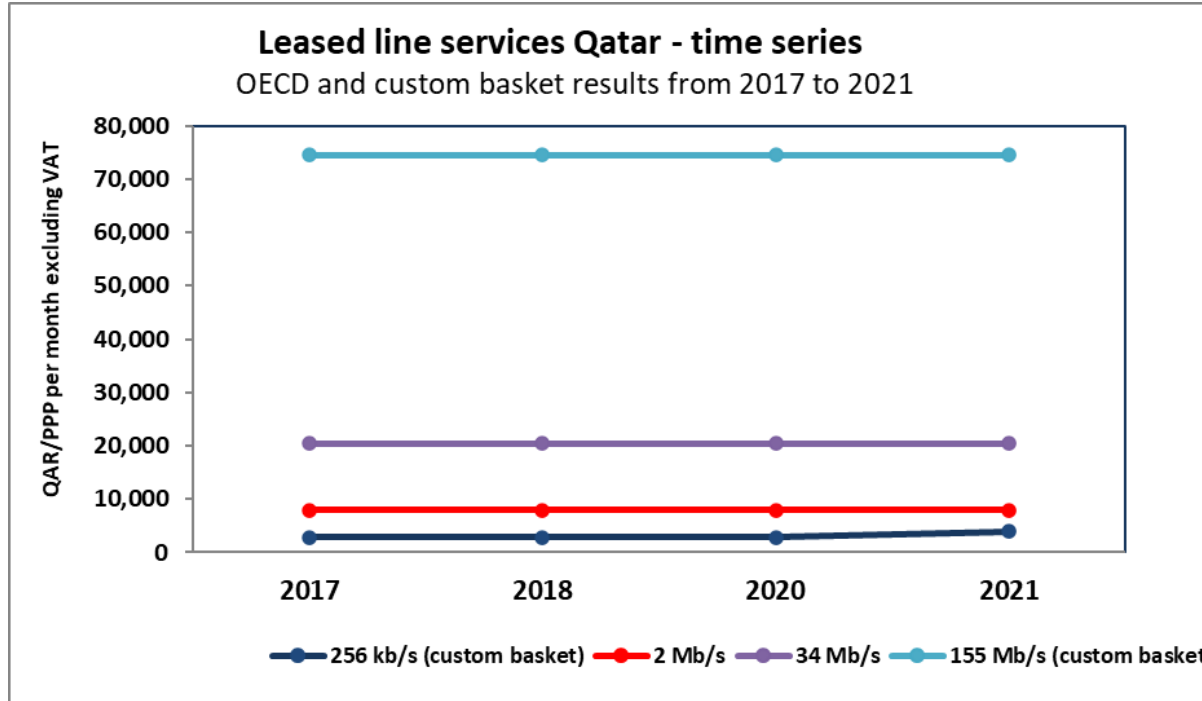
# Leased Line Baskets - GCC (1)



# Leased Line Baskets - GCC (2)



# Leased Line Baskets Time Series - Qatar



# Leased Line Summary of Cheapest Plans by Basket – Qatar

Leased line tariffs							
Basket	Operator	Name of Plan	Total monthly price QAR	Monthly fee	Promotions	Connection (5 year deprec./60)	Additional charges
256 kb/s (custom basket)	Ooredoo	256 kb/s line	3,894	3,894	-	-	-
2 Mb/s	Ooredoo	2 Mb/s line	7,912	7,912	-	-	-
34 Mb/s	Ooredoo	34 Mb/s line	20,463	20,463	-	-	-
155 Mb/s (custom basket)	Ooredoo	155 Mb/s line	74,548	74,548	-	-	-



# Acronyms Used in the Context of this Report

- OECD: Organization of Economic Co-operation and Development
- OECD countries: Australia, Austria, Belgium, Canada, Chile, Colombia, Costa Rica, Czech Rep., Denmark, Estonia, Finland, France, Germany, Greece, Hungary, Iceland, Ireland, Israel, Italy, Japan, Korea, Latvia, Lithuania, Luxembourg, Mexico, Netherlands, New Zealand, Norway, Poland, Portugal, Slovak Rep., Slovenia, Spain, Sweden, Switzerland, Turkey, UK, USA
- AREGNET: Arab Regulators Network
- AREGNET member countries: Algeria, Bahrain, Comoros, Djibouti, Egypt, Iraq, Jordan, Kuwait, Lebanon, Libya, Mauritania, Morocco, Oman, Palestine, Qatar, Saudi Arabia, Somalia, Sudan, Syria, Tunisia, UAE, Yemen
- GCC: Gulf Corporation Council
- GCC member countries: Bahrain, Kuwait, Oman, Qatar, Saudi Arabia, the United Arab Emirates (UAE)
- Basket: A theoretical usage profile describing the usage volumes across different types of calls and/or different kinds of usage. The basket includes all important elements of the service, including fixed price elements
- Basket calculation: The process where the Basket is applied to the individual tariff to calculate the price of the individual tariffs for the included services and the overall price.
- Basket result: The price of using the service as described in the Basket
- PPP: Purchasing Power Parity, exchange rates adjusted for the purchasing power of consumers in each country. Used in international comparisons to adjust for market differences
- Operator: A licensed provider of telecommunication services
- Plan: The name of specific telecommunication services that operators offer for a given price
- Service/Bundle: A telecommunications service. A service can be categorized in different dimensions, e.g., by type, allowance or retail customer. If two or more kinds of services are offered in the same plan, this is called a bundle
- Tariff: The description of all the end user prices related to a service.



# Thank you

